

FA/1/7

# EXERCISE BOOK

*Subject* .....

*Class* .....

*Name* Florence Adams .....

*Date*.....

MADE IN ENGLAND BY NEWTON MILL LTD.

ST. ANDREWS. 1968.

ADVANCED CLASS. August 6-12.

Tuesday, Aug. 6.

1. Prep. Music, shoes, dances studied. List to pianist previous day, if nec. **START PROMPTLY.**

(5) 9.45

2. Business. Greeting. Check numbers (See roll on next page). Necessity (?) for prompt start, etc. If in "wrong" class - (too easy - too diff.) - see ME first, then Miss Milligan. - I'll do same.

(5) 9.55

3. Technique. A). Walk anywhere, when music stops find nearest person - opposite sex, if pass, - exchange names.

B). Strip-change anywhere - at signal, join with other two, exchange names.

c). Back to own p., (this once, if you have one!). Strip-change round hall. Jig. - Coach.

D). Pas-de-Basque. On spot; fwd. and back: Reel.

(15) 10.10

4. Dance. "Leith Country Dance." 2 couples. Teach and coach where necessary. Chance each.

(10) 10.20

5. Learn. "The Banks of Allen." 2 couples. T. & C. where necessary. Chance each.

(15) 10.35

Find one of your original four. Take or new p.

6. Dance. "Silver Tossie." 3 couples. Teach as far as

Rondel. Who have never danced it? Walk it, if nec. Chance each.

(10) 10.45

7. Learn. "Lady Home's Jig." 3 couples. Practise Slip-step first - coach. Teach, watching phrasing of bars 17-24 and hands in bars 25-32. Chance each. (15) 11.0

8. Extra. "Balmoral Strathspey." 3 couples, T, & Coach as necessary. Chance each. —

N.B. If time precess or class is very inexperienced, omit new dances.

Wednesday, August 7.

1. Prep. Music, shoes, dancer studied, list for Jennifer, previous night. Try to go down early, talk to people. Start promptly.

(5) 9.45.

2. Technique. A). Men take 2 ladies whom they haven't met before. Other ladies in 3s. Learn "Polka Trio." Dance 4 times, stopping after 1, 2 and 4 to meet new people. (10) 9.55

B). In circle. Hl raise (1, 2) lower (3, 4) beat, beat, beat, pause (5-8). R., then L., then both. As high on beat as poss. - cf. men. Tune "Petronella." (5) 10.0

C). In circle. Slip-step. To L., then R., then 8 L., 8 R. (5) 10.0

3. Learn. "The Rock." 2 cplrs. All dance bars 1-8 first. Chance each, coaching carefully, esp. poussette (10) 10.10

4. Dance. "Kingussie Flower." 2 cplrs. Teach and coach carefully. (13) 10.30

5. Learn. "The Banks of Clyde." 3 eples. Practise adv. and retire first. Watch the rondel. Chance each. (15) 10.45
6. Dance. "Middleton Mealey." 3 eples. Chance each. (15) 11.0
7. Extra. "Banks of Allen." 3 eples. T.15. A.P. —

Thursday, August 8.

1. Prep. Music, shoes, dances studied, lists for Jennifer and wall (buy Sellotape). Start promptly. (5) 9.45
2. Technique A) In Circle, Ft. Ex. as yesterday. "Petronella."  
 B). With p. Strathspey Travelling - fwd. with p., then R. hand turn with p. - Cooch.  
 C). Glasgow Highlanders Step. In lines. - briefly. (15) 10.0
3. Dance. "Banks of Allen." F.S. 1s. 13s. A.P. T.T.U. - expect better performance. (10) 10.10
4. Learn. "Axum Reel" - use any known step: Gl. Hldrs. or simply C. Sch. (15) 10.25

Break. Take new p., into 3 eple sets, <sup>N.P. Reqs., but give me</sup> days notice.

5. Dance. "Light and Airy." T.15. Chance each (10) 10.35
6. Learn. "Miss Clemy Stewart." ~~15~~ 3 eples. Chance each (15) 10.50
7. Dance. "Neidpath Castle." 3 eples. Try A.P? (10) 11.0
8. Extra. "Scott Bonnet."

Friday, August 9.

1. Prep. Music, shoes, 2 lists, dances studied. Go down early - contact people. START PROMPTLY.

(5) 9.45

2. Technique. A) Comp Thursday.

B) Rosenhahn in In 3 couple sets. Face me: 1) Pas-de-bougie  
2) Set and Turn p. 3). Set and Turn corner - coach  
this carefully.

C) Glasgow Highlander Step. (15) 10.0

3. Learn. "Jimmy's Fancy," 3 couples. Chance each. (15) 10.15

4. Dance. "Could Hail." Find how many know it, - if pass,

F.S. T.15. A.P. T.T.U. (10) 10.25

REMINDE ABOUT REQS. Take new p.

5. Learn. "Princess Royal." 3 couples. Chance each. (15) 10.40

6. Dance. "Axum Reel." (10) 10.50

7. Learn. "River Cree." Same full set. T.15. 1 35. A.P. (15) 11.05

8. Extra. "Miss Clemy."

Saturday, August 10.

1. Prep. Music, shoes, dances studied, 2 lists. N.B. START PROMPTLY, as must finish promptly - remember to take list of members.

(5) 9.45

2. Technique. (A) In Circle, hands joined. Anticircling R., then L., outwd., inwd. Waltz.

B). With p., inner hands joined, facing C.C. 3 step-change fwd.

face p., step L., close R., join both hands, 8 slips <sup>twice</sup> ~~once~~ round  
to L. IF good, rep. opp. way. (10) 9.55

3. Dance. "River Cree." 2 aples. Change each. Coach. (10) 10.05

4. Learn. "Red House." " " " " Coach carefully (15) 10.20

Change to new partner.

5. Dance. "Banks of Clyde." F.S. T.b. A.P. T.T.U. (10) 10.30

6. Learn. "Mairland Willie." 3 couple. Change each (15) 10.45

7. Dance. "Miss Clemy." 3 couples. Change each. (10) 10.55

8. ASK All staying next week to remain behind. Write U =  
Up. S = Stay. D = Down beside names. Check any  
absentees.

Monday, August 12.

1. Prep. Music, shoes, dances studied, two lists. - N.P. give  
Jennifer here early. START PROMPTLY.

(5) 9.45

2. Dance. "Scots Bonnet." 3 couples. One chance each, if  
good. (10) 9.55

3. Learn. "Cadgers." 3 couples. Change each. (15) 10.10

Take new partner.

4. Dance. "Sow's Tail." F.S. T.is. A.P. T.T.U. (15) 10.25

5. Learn. "La Russe." Teach 1st. Repetition. Dance through  
(put in any odd couples). (15) 10.40

6. Learn. "The Fykeat." F.S. T.is. A.P. T.T.U. (10) 10.50

7. Learn. "Ye'll aye be Welcome." 3 couples. Change each. (10) 11.0

St. Andrews, 1968.

Fully Certificated Class.

Tuesday, Aug. 13,

1. Prep. Music, shoes, list for Mrs. Assur, dances studied. Go early: check numbers, etc. **START PROMPTLY.**

(5) 9.45

2. Technique. A) Greeting. Theme today is forms of progression - unusual entries, etc. Emphasis not so much on footwork this week

B). Men take 2 ladies: other in 3's <sup>inner have joined</sup> <sub>2</sub> step-ch first; <sup>step</sup> <sub>4's</sub> close.

3 pas. beg. L., step-close. Rep., beg. R. Pas 5.

3). "Triple Polka". Teach: dance 3 times. (15) 10.0

Own p., & couple sets.

3. Dance "Lochleven Castle". T.1s, 1 3s. Pay particular attention <sup>larger Chain and</sup> to "Promenade". Take in slow time - man must "step close" at end of promenade. 2s, 1 4s then dance.

A.P.T.T.U. only. **POUSSETTE** (10) 10.10

4. Learn "Inventory". (Tell origin). <sup>3 couples, one (?) chance each.</sup> ~~A.P.T.T.U. 2s and 4s.~~ A.P.

T.T.U. **ALBERMANDE** (15) 10.25

4 ople sets.

Break: Change p's. and sets. Regs. for letter known or dances from our publications - NOTE! perhaps leave this till tomorrow.

5. Dance "Willie". F.S. T.1s. A.P.T.T.U. Coach carnon, etc. carefully.

F.S. T.1s. A.P.T.T.U. (10) 10.35

6. Learn "Arthur Seal". Macnochie - explain. 3 oplet - chance each. Note that both couples can set at bar 718.

(15) 10.50

7. Dance "Ye'll aye be Welcome." F.S. 1s. & 3s dance bars 1-8. Then  
T.1s. A.P. or one chance each. T.T.U. (10) 11.0

8. Extra. "Banks of Allen." F.S. 1s. & 3s., etc. —

Wednesday, Aug. 14.

1. Prep. Music, shoes, list for Mrs. Assur, dances carefully  
studied. Go early: investigate ~~W. W. W.~~ Miss Galloway,  
Miss Matheson, Miss Thompson, Miss Whitney. START PROMPTLY!

(6) 9.45

2. Technique. A) Greeting. Ask any one whose name was  
not ticked yesterday, to do so today - about 6. Theme:  
phrasing, with some dance where you appear to dance  
against the music.

B) Take own p. Strathspey - 4 travelling, face p. and set  
twice.

C) Face ~~Miss~~ in single circle round room. Dance R, and  
L, on each 4th. step doing a complete turn - 1 step  
to each hand.

D) Repeat above, using 2 steps to each hand and  
"weaving" (10) 9.55

3. Back to own p. 3 cple. sets,

3. Dance. "Ye'll aye be Welcome." T.1s., paying attention  
to phrasing of whole dance of Bars 1-8 v. 9-16.

One chance each. (10) 10.05



4. Learn, "Lady Home's Jig." F.S. T.15., watching phrasing of Chain and Cross-over. A.P.T.T.U. (15) 10.20

CHANGE partners / Scot. T England one side, all ~~women~~ (including <sup>Irish</sup> ~~off~~) on other. Men cross to opp. side first, then take p., then women.

5. Dance, "Sutters of Selkirk." F.S. T.15. 9 3s., 2s. 9 4s. A.P.T.T.U? Emphasize phrasing of bars 29-32. (10) 10.30

6. Learn, "Banks of Clyde." 3 cpls. Chance each. Emphasize that Rondel is "against" music. (15) 10.45

7. Dance, <sup>Priest and His</sup> ~~Wentley~~ "Books." 3 cpls. Chance each. Exercise in "Contra" phrasing. (10) 10.55

8. Extra, <sup>Bonnie Kitty</sup> ~~Books of Aiken~~. ~~Books of Aiken~~. 3 couples. Chance each. —

Thursday, August 15.

1. Prep. Music, shoes, list to Mrs. Assur, <sup>CASTOR oil, etc.</sup> <sub>A</sub> dances carefully studied. Try to check people on previous page — start promptly. N.B. Ask to be careful with castor oil!

(5) 9.45

2. Technique: A) Greeting. Castor oil. Theme is "Reels" — we've already done several.

B) Each man take 2 ladies. Teach — as technique practiced. "Highland Reel." 1 step, 2 step, 3 & 4. step (10) 9.55

Back to own p., 4 cpls.

3. Dance, "Priest & His Books." F.S. T.15. A.P. (to see who did homework!) 1s. 1 2s. twice: 3s. and 4s. once (10) 10.05

- Dance
4. Learn. "Miss Clemy." F.S. - Bring 3s. and 4s. up. T.15. (explain variations of Bars 1-8). A.P. as before - coach reels, etc. (15) 10.20
  5. Learn. ~~Macdonald's~~ <sup>Macdonald's</sup> ~~Prance~~ <sup>Prance</sup>. 3 cpls. Explain origin - Chance each. Work it out with me. (15) 10.35
- Men find new p. who has been dancing with a lady.
6. Dance. "The Cuckoo's Nest." F.S. T.15. A.P. as before. (10) 10.45
  7. Learn. "Haymaking." F.S. 1s, 2s, 3s & 4s. practise Bars 1-16. first, letting both couples learn both places. Then 3 couples, one chance each. (15) 11.0
  8. Extra. "Miss Corbett's Strathspey" —

Friday, August 16.

1. Prep. Music, shoes, list to Mrs. Assur, castor oil, etc, dances carefully studied. START PROMPTLY. (5) 9.45
2. Technique. A) Greeting. Theme is: "Handing, Teamwork, Head pos, friendly spirit."  
B) Demonstrate "Over the Sea to Skye" with Derek, Esme and David.  
C) Teach. Dance 1), Dance 2), Dance 3 & 4. (10) 9.55
3. Dance: "Haymaking." 3 cpls, One chance each. (10) 10.05
4. Learn. "Sandy o'er the Lea." F.S. T.15. <sup>9.30</sup> - Watch handing in wheels: lead down with R. hands: hand pos. in 'Allemande'.  
2s. & 4s. dance. A.P. T.T.U. (15) 10.20

5. Learn. "College on the Hill". 3 cplrs. Chance each. Emphasize  
chase and pos. of heads. (15) 10.35

Top set to bottom; all move up; men change to opp.  
line. 3 cple set.

6. Dance. "The Rifleman". Emphasize handing, teamwork,  
dancing with diff. partners. (10) 10.45

7. Learn. "This is no' ma Ain Moose". 3 cplrs. Chance each.  
Emphasize corner pos without heads: head pos. in set,  
turn R. (15) 11.0.

8. Extra. "A Kiss for Nothing". —

Saturday, August 17.

1. Prep. Music, shoes, castor oil, dances carefully studied.  
Notes for Frau Vilberg. START PROMPTLY

(5) 9.45

2. Technique. Greeting. Theme is Enjoyment and Social spirit.

TELL about building programme round a theme - e.g. Royalty,  
an Elopement, etc. Today's is St. Andrew Summer School.

Explain treat as Social Dancing - change p's., but immediately  
form 4 cple sets between.

N.B. Dance leader. known dances right through other once  
each.

(5) 9.50

3. "Duncan Macbray". F.S. T. 15. A.P. (Tell source) (15) 10.05

Change p's. and sets.

Ask how he came

4. "Machine Without Horses" F.S. Recap. Once each. (5) 10.10

5. Change p's. and sets. Who did he meet?

"Miss Chirsky Stewart" F.S. T.15. 9 3s. A.P.T.T.U. (15) 10.25

6. C.P. 9 S. What did they have when they saw which class they were placed in?

"God Thoughts" T.15. One chance each. (10) 10.35

7. C.P. 1 S. ~~Where did~~ What did they have at dinner the first night, and for many night meals later.

"Barley Bree" F.S. T.15. Chance each. (10) 10.45

8. C.P. 1 S. Where did they nearly land when they went bathing?

"Davy's Locker" F.S. T.15. 1 3s. A.P.T.T.U. (10) 10.55

9. C.P. 1 S. How did they feel when Miss Tilligan asked them to demonstrate in the Younger Hall?

"Up in the Air" F.S. T.15. Once each. (5) 11.0

10. C.P. 1 S. How did they feel next morning?

"Hidding Thank You" F.S. T.15. Once each. —

11. C.P. 1 S. What did they wish for when they left?

"Happy Returns" F.S.

OTHER DANCES TAUGHT - '68. Advanced.

1. Fyke - 5 Trad.
2. La Ruelle - Border
3. Saw's Tail - 5 Trad
4. Silver Tassie - Leffel.

Fully Certificated.

1. Davy's Locker - Gr.
2. Duncan Macleary - Mac.
3. Rifleman - Border
4. College on Hill - Own.
5. Haymaking - 5 Trad.
6. Cuckoo's Nest - Border
7. Arthur's Seal - Mac.

ST. ANDREWS, 1969.

ADVANCED CLASS.

Tuesday, Aug. 5

1. Prep. Music, shoes. list of music for Mrs. <sup>S</sup> A., list of members per. Go down early to begin checking - tick name, add Branch or home town, if H.Q. member. TRY to start promptly. Any certificated people here?

(5) 9.45.

2. Business Greeting. Tell own name; name of hall. Check numbers - explain. Necessity for prompt start. Plan - revision of dances with basic formations (cf. Prelim. Cert.): "own level" dances. Willing to teach reqs., but must give me warning. N.B. If you think in wrong class, (too elementary or too advanced, see me, then Miss Milligan - I'll do the same).

N.B. ASK who know each dance each time (5) 9.50.

3. Technique. A) Stand anywhere in hall. - check posture.

B) Str. Ch. freely anywhere. At signal, find p. you don't know. - opp. sex, if poss., ask name, where come from, etc.

C) In circle, facing p. Dance Grand Chain<sup>skataper time</sup> - 1 step to each hand: when music stops, get to know vis-a-vis. (2 times).

D) Own p. Str. Ch. - Reel time. Coach: good ones dem: watch mistakes (15) 10.5.

4. Kelso Races<sup>99-53</sup> 3 couple sets. (Reel).

1) All practise adv. and retire - coach.

2) " " back to back. - coach.

3) " " step. up (cf. Miss H.).

T.13. One (or two chances each).

(15) 10.20

5. Lady Catherine Bruce <sup>Gr. 1</sup> 2 couple sets.

1) All practise Slip - coach.

2) Practise Bars 1-16 (both coupled).

Through dance, one chance each.

(10) 10.30

BREAK, while finding new p - one just met this A.M. - few minutes to chat, then into lines facing me.

6. Practise Pas-de-basque. - on spot, fwd. & back, turning.

Coach.

(5) 10.35

7. "Ho-Bo" <sup>Res Bk.</sup> Take p. round room. Teach: dance 1; dance 2; dance 3 & 4, stepping & to chat.

(10) 10.45

Own Level.

8. "Oh, whistle" <sup>XIV-6</sup> 3 eple sets. Chance each. (10) 10.55.

9. Silver Tossie <sup>heafal</sup> or Buchon <sup>XVI-8</sup> 8. Some - Begin even if not time to finish. Find who dont know it. (10) 11.05.

Wednesday, Aug. 6.

1. Prep. Music, shoes, lists for Mrs. S. and M.H. Go down early: ask those who have not ticked name to do so. - thank for correcting mis-spellings. (Miss M.). START PROMPTLY.

10.45

2. Business. Greeting. - comp. Tick names, thank, etc. Apologise for not asking who knew dances. (5) 10.50

3. Technique. (A) Foot circling. In circle with p. R., L., outw., inw.

B). Strathspey Trav. Coach carefully. Music - Highland Whisky.

c). Ex: Ladies zigzag to pass 1 man - 2 in, 2 out, all turn  
new p. R. for 4: men zigzag - 2 in out, 2 in, turn 4. (15) 10.0

2. Glaugon Flourish. 3 couples; one chance each. - Watch  
hands across. N.B. Count dancers. (10) 10.10

3. The Rock  
Abraham's Lassies 2 couples. - explain choice.

A) Practise pousette both ways first.

B). Learn dance: one chance each. (15) 10.25

4. Break, while they find new p.

5. Allshellash. Find out who don't know "Tournee". Teach, if  
rec. in 2. cple sets. Then 3- couples. one chance each. (15) 10.40

6. Just as I was. 2 cples - chance each or

(b) None so Pretty. 3 " " " or

(c) Middleton Medley. 3 " " " (20) 11.0

Thursday, Aug. 7.

1. Prep. Music, shoes, lists for Mrs. S. 1 M.H. Go down early.  
Try to start promptly.

9.45

2. Technique. A) Greeting. comp. Wed, apologise for  
keeping them late yesterday - watch losing in St. A.

(B) In 2 (or 3) lines facing me, hands joined, ft. in 1st.

R. ft. in 3 (1) in 2 (2) in raised 6th (3) in 1st. Rep. L.

(c) Strathpey Setting. Coach carefully. (15) 10.0

3. Dumbarton Drums. 3 cple sets - cf. reels and allemande

One chance each.

(10) 10.10

Vic. 3

(15)

4. Mrs. Stewart's Strathspey, <sup>XVII-3</sup> 3 cpls. One chance each. Coach carefully. (15) 10.25
  5. Break while partner changed. or have had it here!
  6. The Sailor, 24-4. Find who know it. 3 cpls. Chance each. (10) 10.20
  7. Perthshire Highlanders, <sup>XVII-10</sup> 3 cpls. Chance each. (15) 10.55
  8. Here Welcome Charley Stewart, <sup>VII-1</sup> 3 cpls. One chance each. (10) 11.0
- TOMORROW - Just as I was. / 2 Cpls. / Keep the Country ✓  
 Coogan. // Last of the Ladies.

Friday, Aug. 8.

1. Prep. Music, shoes, 2 lists. Go down early; try to start promptly.

9.45

2. Technique. A). Greeting; comp. Thuro.

B). Foot Ex: Toe, heel (to side, as in Jig), toe, heel (in 3/4).

R., then L.

C). In 2s: 8 Str. ch, turn towards p., 8, turn away, 4 towards, 4 away, 2 towards, 2 away, 2 towards, 2 away. Reel. (10) 9.55

3. "Ye're Welcome", <sup>VII-1</sup> 3 cpls. One chance each. Coach set & turn + reel carefully. (10) 10.05

4. "Just as I was", <sup>VIX-3</sup> 2 cpls. Chance each (explain why). (15) 10.20

5. Break while partner changed.

6. "Jimmy's Fancy", <sup>XIV-11</sup> 3 cpls. Chance each. (10) 10.30

7. "Keep the Country", <sup>XIV-6</sup> 3 cpls. Chance each. (15) 10.45

8. "Mouldiewort", <sup>XI-7</sup> 3 cpls. Chance each. (10) 10.55.



Saturday August 9

1. Prep. Music, shoes, 2 lists. Go down early. Start promptly.

9.45

2. Technique. A). Greeting. Tell about dance, if known.

B). Teach 'Over Sea to Skye' (10) 9.55.

3. Moudiewort <sup>XI-7</sup> 3 eples. Chance each. (10) 10.5

4. Cadgers IX-10, Check who know this. - explain <sup>3 eples. One chance</sup> (15) 10.20

5. Break while partner changed.

6. Achieu XIV-11 or Nas Luck X-10. Choose whichever is least familiar. 3 eples. C.E. (15) 10.35

7. Hollin Buss XIV-8 or Barley Bree - Vic 4. 3 eples or F.S. C.E. (10) 10.45

8. Frog in Middle <sup>99-08</sup> 3 eples. C.E. (5) 11.0

Monday August 11.

1. Prep. Music, shoes, 2 lists. Go down early. Start promptly.

N.B. Ask who staying another week: watch them, and <sup>at end interview good ones</sup> 9.45

2. Frog in the Middle <sup>77-38</sup> 3 eples. Chance each. (10) 9.55

3. Axum Red <sup>XVIII-12</sup> Teach (A) Common Schottische Highland (20) 10.15.

B). Figure. c) Dance through once. (20) 10.15.

4. Barley Bree <sup>Vic 4</sup> F.S. T.is. A.P. or (if nos. very unedged) (10) 10.30

Hamilton House <sup>VII-16</sup> F.S. T.is. A.P.

5. Break, while partner changed.

6. "Lost of Lairds" XXII 5 or St. Andrews Day Bk. 24 No 5 3 eples. Chance each. (15) 10.45

7. Edinburgh Volunteers. <sup>VI-2</sup> F.S. T.13. A.P.T.T.U. (10) 10.55

8. Border Reel & XV-4. 3 eplrs. Chance each. —

N.B. INTERVIEW good once.

ST. ANDREWS. August 1969. Second Period - Non-Highland  
Dancers from three "top" classes.

Tuesday, August 12.

1. Prep. Music, shoes, list, dances carefully studied. Try to start promptly. 11.30
2. Technique. A) Greeting. Necessity for starting (and stopping!) promptly. Check (roughly) how many present and how many here last week.  
B) Foot Ex. Round hall with p. Walk 8 on toes, 8 on hls. Progress to 8+8: 4+4: 2+2: toe, hl, toe, hl.  
C) Skip-Change. 3 str. ch. fwd: step, close to face p., Malpas. Drill on this. Then 3 fwd: step, close: slip 8 to left, finishing with new p. Get to know them; rep 3 times. (15) 11.45.
3. Back to own p., full sets. — No present (note) 6H  
No from last week (note) 8-10?  
Dance: "Midaling, Thank You" (XV-8) <sup>or at first class</sup> if not done last week  
or "Rakish Highlandman" (XIX-6) T.13, A.P.T.T.U. (10) 11.55
4. Scotia's Shores. 3 eplrs. Chance each. Pay attention to Tournée (10) 12.10

5. Break, while new p. found.

Dance  
6. Fight about the Fireside (I-10) or "Prince Edward" 10-129

F.S. T.15. A.P. (10) 12.20

Learn  
7. The Fyket (5 Trad. No 4) or The Border Reel (XII-4)

3 copies. Chance each.

Wednesday. Aug. 13.

1. Prep. Music, shoe list, dances carefully studied. Start promptly.

11.30

2. Technique. A). Greeting. Comp. Tues.

B). In 2s, facing me, feet rolling - 1 bar up, 1 down. R., then L., then all.

C). Round hall: 4 str. brow, face p., 4 setting. Then ex. as in Red Book. - get to know people. (15) 11.45

3. Dance "Banks of Clyde" or "The Drummer Boy" - explain, tell not to be too polite about having done dance before.

F.S. T.15. A.P.T.T.U. (10) 11.55.

4. Learn "Lucy Campbell" XVII-7 ~~3~~ 2 copies. Chance each. - Have it dem'd, if nec. or

Glens of Angus. ~~6~~ XVIII-3. F.S. T.15. Chance each (15) 12.10

5. Break while p's. changed.

6. Dance "Fly not Yet" Vic-8. F.S. 15. & 35, then 25. & 45. Bring out mime.

or "Rosnor Abbey" 101-129. F.S. 15. & 35. A.P.T.T.U. (10) 12.20

7. Learn "Dean Bridge of Edins." XXII-4 or "Fiddle Faddle" XII-6

3 copies. Chance each. (10) 12.30

Thursday, Aug. 14.

1. Prep. Music, shoes, list, dances carefully studied. Start promptly.

11.30

2. Technique. A). Gracing. Explain about Fiddle Fodale?

B) Ex. Polka, inner hands joined. Standing anywhere.

Clapping in any direction - Jig, played slowly.

C). With p. Variation of Leads Polka, 2 couple sets, but facing ~~over~~<sup>c.c.</sup>, inner hands joined.

Bars 1-4: H Str. Ch. fwd. 5-6. Ls. cast off, 2s dance fwd.

7-8: 2s. cast off, Ls. dance fwd. Face p. Variation of

R. & L. 9-10 Pass R. 11-12 Turn once round L. 13-16 Rep.

bars 9-12. Tune - Reel. (15) 11.45

3. Dance. Miss Flora's Favourite Gr. 24 or Duke of Roxburgh's

Reel 101-68. F.S, T.15. A.P.T.T.U. (10) 11.55

4. Learn. "Tir-nan-Og" F.S, T.15. A.P.T.T.U. or The Border

Reel. (XII-4). 3 cples. Chance each. (15) 12.10

5. Break. while new p. chosen.

6. Dance. "The Drummer Boy (leaflet). or Edinr. Vols (VI-2)

F.S, T.15. A.P.T.T.U. (10) 12.20

7. Learn. "Sutters of Selkirk" (XVIII-11) or Blue Ribbon (VIII-8)

3 couples: chance each. (15) 12.35

Friday, Aug. 15.

1. Prep. Music, shoes, list, dances carefully studied. Start promptly.

11.30

2. Technique. A). Greeting. Tell reason for running step.  
 B). In 2s. round room: easy running step: Then men run 8,  
 women stand still, reverse to regain p. <sup>Time - Moneymusk</sup> (10) 11.40
3. Dance. "Black Watch" F.S. Tell story, etc. 1s. & 3s.  
 Then 2s. & 4s. A.P., if time. (10) 11.50
4. Learn. "Fiddle Faddle" (XII-6). Explain. 3 oplet. Chance  
 each (Disregard slow people) (15) 12.5
5. Dance. "Duchess of Buccleuch's Favourite" (Bar. 4) or  
 "Langshaw Lassie" (Bar. 14). F.S. T.1s. A.P. T.T.U. (10) 12.15
6. Learn. "Moneymusk" - Running. or Border Reel (XII-4)  
 3 oplet. Chance each. (15) 12.30

Saturday, Aug. 16.

1. Prep. Music, shoes, list, dancer studied. Starts promptly.  
 Copies of "Moneymusk. TELL about Black Watch" 11.30
2. Dance. "Moneymusk" - running. 3 oplet: one chance each (10) 11.40
3. THEME. Tell idea: please take new p. each time, so  
 quickly as poss. Each couple will not get a chance -  
 no stopping for mistakes.
- (a) The Royal Visit (99-108) F.S. 1s. & 3s. A.P. T.T.U. } (20) 12.0  
 (b) Prince of Wales (XIII-9). F.S. T.1s. " " " " }  
 (c) Prince Edward. (101-129) F.S. T.1s. " " " " } (20) 12.20  
 D) <sup>What did we give Queen?</sup> Queen's Welcome (IV-3) " " 1s. & 3s. — }  
 E) <sup>What did Dem. for King</sup> Reel of May (XXII-1). " " T.1s. " — } (20) 12.40  
 F) Long Live Queen (101-106). F.S. T.1s. A.P. T.T.U. }

ST. ANDREWS 1970.

N.B. (A) Where possible, in both classes, refrain from teaching dances taught 1968 and '69.

(B) In both classes, have list of members, and check nos. In Advanced Class (Adv.), ask them to tick names and add Branch.

(C) As soon as poss., get list of ~~3rd~~ 3rd Week Social Dances from Miss G.

(D) In both classes, willing to teach reqs (from P.S.C.D.S. publication) but must give me warning.

(E) In adv. class, bring list of dances to be taught each day.

(F) See if pianist(s) want list beforehand.

(G) After each lesson taught, add Dances taken to lists overleaf.

(H) Note: <sup>For Advanced: Five</sup> The ~~three~~ "Introductory" are Activity: Foot & Leg:

Arm and Body: New Step: Old Step. Note: Activities can incorporate steps: Foot & Leg can teach new reel & strathspey setting steps.

On Tu: take all five, gradually omitting one, but steps will have to be taken during lesson also, so they will gradually "fade-out".

DANCES TAUGHT,

ADVANCED.

1968	1969	1969 (contd)	1971
	Lady Catherine Bruce		Off She Goes
Leith C. Dance	Kelso Race	Barley Bree	Come under my Plaid
Banks of Clyde	Ho! Ra! my Nutbrown	Hamilton House	Torryburn Lassies
Silver Tossie	Oh, Whistle	Last of Lairds	Allshellach.
Lady Home's Jig	Silver Tassie	Edinr. Volunteers.	Inverary
Rock and Wee Pickle	Rock, Wee Pickle	1970	The Isle
Kingussie Flower	Glasgow Flourish	The Honeymoon	The Gathering
Banks of Clyde	Allshellach	Jenny come down	The Widows
Middleton Mealey	Just as I was	Tibbie Fowler.	The Bramble Bush
Banks of Allen	None so Pretty	Rosnor Abbey	Miss Mary Douglas
Axum Reel	Middleton Mealey	Greig's Pipes.	Lady Susan Stewart
Light and Airy	Dumbarton Drums	Prince Edward	Dunae Whaler
Miss Clemy Stewart	Mrs. Stewart Strathspcy	Mouaiewort	I'll mak' ye fain
Neidpath Castle	The Sailor	Stuart Robertson Reel	O'er the Isles
Jimmy's Fancy	Perthshire Highlander	What a Beau.	Ho! Ra! my Nutbrown
Could Kail	Ye're Welcome, Ch. St.	Muirland Willie	The Union Jack (4)
Princess Royal	Jimmy's Fancy <del>Just as I was</del>	Spinning-Wheel.	
River Cree	Keep the Country	Kiss for Nothing.	
Red House	Mouaiewort	New Park	
Muirland Willie	Over Sea to Skye	Sellers of Selkirk	
Codger in Canongate	Codger in Canongate	Border Reel.	
Sows Tail	Alecu, mon Ami	Delvineside	
La Russe	Frog in Middle	Ravin' Robin	
Fyket	Hollin Buss	This is na' ma ain hoose	
Ye'll aye be Welcome	Axum Reel	Laird of Miltain Daughter	

DANCES TAUGHT.Fully-Certificated.

1968	1968 (contd.)	1969 (contd.)	
Triple Polka	Bad Thoughts	Queen's Welcome	Haymaking.
Lochleven Castle	Barley Bree	Reel of May	St. Andrew's Night.
Inveraray	Navy's Locker	Long Live Queen	The Saltire
Willie wi' Tartan Trews	Up in the Air	<u>1970</u>	Merry Lads of Ayr.
Arthur's Seat.	Middling Thank You	Ho! Ho! my Nalbrown.	Up in Morning Early.
Ye'll aye be Welcome	Happy Returns.	Falkland Beauty.	St. George
Lady Home's Jig.	<u>1969</u>	21st. Sept.	St. Patrick
Suiter of Selbirk	Rakish Highlander	Loss of London.	Union Jack.
Banks of Clyde	Scotia's Shores	Circular Foursome	St. Patrick's Day.
Highland Reel	Fight about Fireride	Over the Isles to America	St. Patrick's <sup>(Poetry)</sup> Lo'Rafferty.
Priest and His Books.	Fykeed.	Bob o' Dowally.	Miss Dumbreck
Miss Clemy.	Lucy Campbell	Moray Frolic.	
Macdonald's Plant.	Fly No' Yet.	Duke of Roxburgh	
Cuckoo's Nest.	Fiddle-Fiddle	Rothsay C. Dance.	
Over Sea to Skye	Leods Polka.	Brandon Strathspey.	
Haymaking	Miss Flora's Favourite	Brechin Lassies.	
Sandy der the Lea.	Tir-Nan-Og.	Highland Laddie	
College on the Hill.	Drummer Boy	Gordon Castle.	
The Rifleman	Black Watch. <del>Black Watch</del>	<u>1971.</u>	
This is no' Ain Hoose	Moneywort - Running	Triple Polka.	
Duncan Mackay	Royal Visit.	Jenny dang Weaver.	
Machine Without	Prince of Wales	Thee'rit Hoose.	
Miss Chirsty Stewart	Prince Edward.	Dusty Miller.	



Tuesday, Aug 4.

1. Prep. List of members copied and made out: Social Dancing Programmes Tues: Wed: Sat: (both obtained and made out Mon). Also: Venue for Class: identity of pianist: need for list (ascertained Mon) Music, shoes, dances studied, list for pianist if nec, pen. Go early, ask them to tick names, and ~~explain~~ <sup>add</sup> Branch as they come in. - explain! **START PROMPTLY!** N.B. Don't always take technique at beg. (5) 9.45

2. Activity Walking and Side-Stepping. A) In 2s, walk fwd on toes. B) Face p' join both hands and walk side-ways - watch rhythm - step, close = 1 bar. C) Walk fwd. with p., at "change", face p. and step to own left. When music stops, find new p., get name and Branch. Rep C. twice. Tune - "Jig". (5)

3. Arm and Body: Keep new p. Face p., both hands joined, <sup>R.</sup> Ft. fwd. "Sawing" (Keep feet still). Tune: "Believe me" or Waltz. (5)

4. Back to own P. (if you have one!). Str. Ch. Coach: mention good points. (5) 10.0

3. Business. Check nos: tell my name, pianist's name, name of hall. Any not "clocked in", please do so at end. <sup>Necessity for prompt start.</sup> This is "middle class - two above, 2 below. If you think you're in wrong class, please speak to me first (then see Miss M) Ask if following plan agreeable: (Any people with Cert?). A) Quick revision - lesser known dances with common formations B) Dances at own level - including prep for Social Dancing? C) Reqs. from R.S.C.D.S. publications, but one day's notice please! Note (A) will gradually take up less time (B) more. N.B. Ask who know each dance every time (5) 10.5

4. The Honeymoon: Gr. 8. 3 cples All practise A). Step up and down.  
B). Slip-step. Teach carefully - all practise bars 17-24. Coach.  
One chance each. (15) 10.20

4. The Black Dance. cf. Perthshire Rural School. 3 cples. All practise  
step up and down. T. is insisting on good style. Chance  
each. (10) value

5. Practise A) Pao-de-baoué. On spot: then fwd. and back:  
then 1 on spot: 1 @  $\frac{1}{4}$  turn to R. Tune - Reel.

B). Adv. and retire. Tune - Jig.

c) 2 Cples - Poussette - both ways first, then all down middle  
and up to change feet. (15) 10.35.

6. Jenny come down to Jock III - 4 Explain "story". 2 cples.

One chance each. (10) 10.45

Break, while new p. found - preferably one just met today, then

Own Level. \* Remember to ask who know following dances:  
Balmoral: Learrig.

7. Lesser-known strathspey from Tues. Social prog<sup>n</sup> or

Tibbie Fowler (viii - 11). If latter, practise bars 1-8 in 2-cple

sets: then into 3-cple. For one chance each (15) 11.0.

8. Lesser-known Reel from Tues. Social or Lassie w/ Yellow Cooke

(viii - 10). 3 cples. Chance each.

N.B. Tues: In Part I - go on where left off - if complete, begin  
with Jig. Remember Allemande!

Wednesday, Aug. 5.

1. Prep. Music, shoes, list to pianist, dances studied. See Mrs.

Groentre: Ivor Rose and Jenny Bradley. N.B. See Duncan about

Mr. Rondau, if not done previously. START as promptly as

poss. Comp. Tues!

(15) 9.45

2. Foot Ex. With p., anywhere. Ft. open, close in various rhythms, first 2oes, then hts., then a15. Tunes: Keel-Row; and Slow  $\frac{6}{8}$ . (5)

3. Avons <sup>class</sup> divided into two groups (men and girls). Girls draw big 1 in air: men a 2, etc., waiting till I say the no. Rev. (5)

4. Str. Trav. With p., round hall. - coach. Then 4 fwd., 4 ~~was~~ opp. way: 2 fwd., 2 opp way: 1, 2, 3, 4 reversing. (5) 10.0

5. Rosnor Abbey <sup>101-p. 139</sup> 2 cple sets. Chance each. Ask them to dance allemande, coaching it carefully - also R, & L. <sup>Caster Oil - n/c on floor - explain process</sup> (15) 10.15

6. Break. Men find new p. <sup>N.B. out of HERE quickly!!</sup> Remind about cups - wash at 11 and evening - not tea-time. <sup>Sheet for Reqs - name of</sup> dance only. (5) 10.26

7. Greig's Pipes <sup>11-8</sup> 3-cple sets, with new p. Practise A) Common Schottische - coach. Teach dance, telling them what to do, and coaching when things go wrong. (15) 10.35

8. Prince Edward. 101-129. 3 cples: coach entry to corner, if <sup>rec.</sup> poss. Chance each. (10) 10.45

9. Back to own p. Tibbie Fowler <sup>viii-11</sup> 3 cples. Chance each. (10) 10.55

10. Border Reel (xii-4). or Just as I was <sup>xix-3</sup> or Midleton Mealey (xii-4)

Thursday, Aug. 6.

1. Prep: Music, shoes (checked), list to pianist, dances carefully studied. Remember to watch Mr. Walker. START PROMPTLY.

N.B. Perhaps try sets round other way?

(5) 9.45  
No. adv. + retire: then slip.

2. Activity. In circle, 8 slips L., 8 R (step, close): adv. 2, retire

2. Note: Practise adv. + ret first. Walk it, dance it; then practise slips. Then both Cog. Tunes: A) Reel B) Jig. (10)

3. Step. C. Sch. On spot, turning. Then - if time: "Scotch Fun." (5) 10.0

3. Struan Robertson's Reel - hat everybody - Maudie is first. (15) 10.15.
4. Tibbie Fowler. 3 cpls: chance each. (10) 10.25
5. Maudie Waltz. (Explain). 3 cpls. Chance each: coaching obvious mistakes. (10) 10.25
6. Break. Any "news". Then put British people on one side: overseas on other: men choose p. from other side: then ladies left over do likewise. Ladies Choice tomorrow? (5) 10.30
7. Tibbie Fowler. <sup>viii-11</sup> 3 cpls. Chance each. (10) 10.45
8. Border Reel. <sup>xii-4</sup> " " " " (15) 11.0
9. Extra. "What a Beau." (xiv-9). 3 cpls. Chance each. Example of pas., followed by slip. If not done today, take tomorrow.
- Mr. Marshall. La Campanella / Vealony.

Friday, Aug. 7.

1. Prep. Music, shoes, list to pianist, dances carefully studied. MR. WALTON. START PROMPTLY. (5) 9.45
2. Activity. (A) With p. in able circle, R. hands joined (man face CC., woman C.) 4 str. ch. CC. (1 for p. find, 1 back) 4 str. ch. to change places. Rep., going in same direction! Dem. this with good cpl first. (5)
- B) "Scotch" Fun. Watch steps. (5) 9.55
3. Tibbie Fowler. <sup>viii-11</sup> 3 cpls. Chance each. (Perhaps 1s & 2s twice: 3s. and 4s. once - see that some couple not always at top. (10) 10.5
4. Mairland Willie. (xvi-9). Reg - tell! Ask how many know it. 3 cpls. (15) 10.20.  
Before they break, ask men to find p. from girls who've danced.
5. Break. Any questions? tog. - all then find p's. and rest. (5) 10.25
6. Spinning Wheel. (Explain - any one know it?) 3 cpls. Chance each. Teach 3 cpl pousette carefully. (15) 10.40
7. New Park. (xix-11) Teach Roundabout Pousette in 2. cpl sets, first. (15) 10.40

Then 3 cples. Chance each.

(15)

10.55.

8. A Kiss for Nothing. (Vic. 6) (Own p., if time). 2 cples. Chance each (5) 11.0

Saturday, Aug. 8.

1. Prep. Music, shoes, list for pianist, leaflet for Bonnie Anne, Spinning-wheel copied, dances carefully studied. Try to identify every one. Comp promptness! Investigate Bonnie Anne.

(5) 9.45

2(A) Arm. & Body. In 2s, ft. astride, back to back: swing arm nearest piano across body to clap p's. 4+4; 2+2; alt. (5)

(B) Technique. ~~Roundabout~~ ~~In 2s. Chance each~~ ~~Part coupe~~ ~~and coupe~~ ~~Dk.~~ ~~(10)~~ ~~(5)~~ ~~11.0~~ ~~11.05~~ ~~9.55~~

3. A Kiss for Nothing (Vic 6) (for fun - chdn.) 2 cples. Chance each. (10) 10.5

4. New Part. (xix-11) Teach Roundabout Poussette in 2-cple sets first. Then 3 cples. One chance each, if reasonable. (15) 10.20.

5. Change p's. by sending first two men down? <sup>Any Req's?</sup> Cont. identifying.

6. Sutter of Selkirk. (xviii-10). 2 cples. Chance each (15) 10.35

7. Back to own p's. A) Bonnie Anne - ask who know is: if majority, D. L<sup>o</sup> B) Border Reel. (xvii-4) 3 cples. Chance each. (15) 10.50

8. Brechin Lassies. 3 cples. Chance each. (10) 11.0.

Monday, Aug 10.

1. Prep. Music, shoes, dances carefully studied. Find out where my Bk. xii is. Comp. punctuality! START PROMPTLY.

Watch listed people carefully. (5) 9.45

2. Delvineside. (ii-9). Explain. 3 cples: one chance each. (10) 9.55

3. Border Reel. (xvii-4). 3 cples. Ask if all remember what is do before poussette. 3 cples. Chance each. (15) 10.10

4. Rovin' Robin. <sup>Good for Burns' Nights</sup> Explain - cf. "Rantin' Robin". 2 cples. Chance each. (10) 10.20

5. Break. Pt. XII, please! Any other bus. Choose a new p., a new set, if poss. (5) 10.25
6. "This is no' ma Ain Hoose" (XV - 9). 3 eples. Chance each. Set, turn R. in Strathispey. (15) 10.40
7. "Laird of Milton's Daughter." (XXII - 10). Diff. procedure with corners. 3 eples, One chance each. (10) 10.50
8. "Over Sea to Skye". Dem. with some one present. Set. (10) 11.0

Very Advanced and Fully Certificated Tuesday, Aug. 11.

1. Prep. Music, shoes, dances carefully studied, list to Miss Sim. Get there as soon as poss., and try to start promptly. Time-keeper? (5) 11.30
2. Technique. A) Greeting. Check nos. roughly - no one from Class C; - They should go to How many here last week? Necessity for prompt start.
3. B). As Technique practice + "mixer" - Ho! Ho!
4. With own p. P in circle, facing cc., allemande pos. 4 str. ch. dancing round to L, P to face cc. again. (1-4): 4 slips away from p. (5-6): 4 slips towards p., but woman slips in front of p. to change places. (7-8). Rep. 4 str. ch., but with left hand over in allemande pos., circling to Right. (9-12). Rep slips, woman passing in front to regain places. Red. (15) 11.45.
3. Falkland Beauty, 3 eples. Teach carefully. Chance each (10) 11.55.
4. 21st. Sept, <sup>XVII</sup> 3 eples. Teach carefully. Chance each. (15) 12.10
5. Break while p's. changed.
6. Laird o' Loudan. 3 eples. Dictate it to them, and see how they manage, Coach phrasing of promenade, etc. Chance each. (10) 12.10
7. Circular Foursome: Sets of 2 couples. Arrange as for

intersecting Foursome. Teach Fig. at least. Then 2 strathspey,  
followed by 2 reel. (10) 12.30

Wednesday, Aug. 12.

1. Prep. Music, shoes, dances carefully studied. Try to start promptly.  
See N. Mc Laren's list. (5) 11.35
2. Technique. A) Walks and hand-claps - cf. noC symbols: difficultly  
if followed by giving hands. 4 walks on loer, 2 slow claps a/c.  
Then lozier begin with claps. (5) 11.40  
B). For technique in strathspey time. - Circular Foursome. 1st. setting  
to be 8 c. sch., 2nd. setting any str. step. Note that men  
face own p. each time. (10) 11.50
3. "O'er the Isles". Explain: useful teaching dance. 3 cples:  
definitely one chance each. (10) 12.0
4. "Bob o' Downally". <sup>xxiv-10</sup> 3 cples. Teach carefully: chance each. (15) 12.15
5. Change p's by asking men from one side to cross to  
other side.
6. Starry-eyed Lassie. <sup>xxiii-11</sup> 3 cples. One chance each. (10) 12.25.
7. Highland Laddie. <sup>iv-9</sup> 3 cples. Teach carefully. One chance  
each. (15) 12.40

Thursday, Aug. 13.

1. Prep. Music, shoes, dances carefully studied. See Mr. and Mrs.  
Noth re "Brandon". (5) 11.35
2. Technique: A) Inside out, turning circle. Demonstrate, walk it  
first.  
B). Rocking Step. C). Scissors Step. - D.K. setting  
steps. Tell to be careful. (10) 11.45
3. Brandon. Full sets - see that same people are not in "threeome".

Try to teach Figs. I & II, but stop when time up. (15) 12.0

4. Duke of Roxburgh's Reel. (101-58). Explain why, 3 eples, but dance consec., if good. (10) 12.10

5. Rothesay Country Dance. (11-8). Change p's. and sets 2 eoples. chance each. (10) 12.20

6. Brandon. Go on where left off. If finished, explain about leaflets - only a few, but name, address if, I'll send.

Friday, Aug. 14.

1. Prep. Music, shoes, sheet for addresser, box for money, dances carefully studied, Offer "Moray Frolic" to people, and see N. McLaren as she comes in. Start promptly. (5) 11.35

2. Technique. 2 setting steps for Brandon briefly. (5) 11.40

3. Brechin Lassic. <sup>Intro p. 93</sup> 3 eples. Chance each. (10) 11.50

4. Brandon. Own places. Teach Fig. IV. Rev. Figs I-III. Then have half class dance, as others watch. (20) 12.10

5. Ladies who have never danced with a man in centre: men choose p's.

6. The Laggan. (Pink Mac, p. 20). 3 eples. Tell origin. Chance each. (10) 12.20

7. Highland Laddie. (IV - 9). 3 eples. Teach carefully. Chance each. (15) 12.35

8. Extra. Circular Foursome.

Saturday, Aug. 15.

1. Prep. Music, shoes, dances carefully studied. Give "Moray Frolic" to non-resident, but ask it back. Start promptly.

(5) 11.35



2. Circular Foursome. 2 str., 2 reel. Ask if they want to try alternating partners. (10) 11.45
  3. Highland Laddie. (iv-9). 3 cples. Chance each. (15) 12.0
  4. Gordon Castle. 2 cples: chance each. (10) 12.10
  5. Break. Remind about leaflets - may not arrive immediately, but will try to send them as soon as pass. See Mrs McLaren <sup>Veray Fredie?</sup> at end, if you still wish to order. Men choose new p from ladies dancing tog. " (5) 12.15
  6. Bob Sanders. (xvii-9). 3 cples. One chance each. (15) 12.30
  7. Argyll's Bowling Green (xv-10). 3 cples. One chance each. (10) -
  8. Extra: Over Sea to Skye or Brandon Strathpey. -
1971. For business to be covered Mon. Aug. 2, see notes for 1970.

ADVANCED CLASS. Aug 3-9. 9.45-11.0 A.M.

Tuesday, Aug. 3. N.B. Remember to DEMONSTRATE and have disk demonstrated!

1. Prep. Mon: List of members copied, listed: Social Dncg. progs Tues., Wed., Sat. obtained - also Younger Hall prog., if pass: Venue for class - St. Katherine's Gym? - ask Margt.: identity of pianist - list nec.?

Tues: Music, shoes, pen, dances studied. Go early, ask them to tick names and add Branch as they come in. - explain. Try to greet people already in class, and find out if all at correct stage. **START PROMPTLY!**

(5) 9.45.

2. Activity. Teach "Come under my Plaidie." In 2s. round room.

T. Dance (1), stopping to speak to new Vis-à-vis. Dance (2) & (3) as above.

(10) 9.55.

3. Arm and Body: Standing anywhere. Beat 4 Time - as Eur. i.e. Beg. both

hands above head. Paw down (1): cross in front (2): out to side a sh. level (3) above head (4). A strong movement. Tune - Any jig. (5) 10.0

3. Back to own p. Coach Str. Ch. 7 Paw-de-barque. Tunes - Jig & reel.  
Practise setting fwd. & back. (10) 10.10

4. Business Class rests, while very quickly, I go over points as last year. (5) 10.15

5. Off She Goes. (viii - 12). 2 cples. Teach: practice step-up. Chance each. Ask where diff. for begs. and chan. lie here (10) 10.25

6. Torryburn Lassies.<sup>III-1</sup> Practise A) Slip step. 2 cples. Teach. Practise poussette, if done badly, also change to L. Ft. for man. Chance each. (10) 10.35

7. Inverary. A) Change p's. Coach Strathspey Trav. Step. B) Coach adv. 1, ret. 1 in Strathspey. 3 cples, chance each, coaching and explaining allemande v. carefully. (15) 10.50

Own Level. N.B. At 10.45, stop above and go on to O.L.

IF Inverary done, next dance is

A) Difficult Jig from any prog (<sup>Off She Goes in North xviii - 8</sup> ask first who know it!) or

B) The Perth Medley II - 5

IF Inverary not done, next dance is Allshellach xviii - 2.

A) Difficult Strathspey from any prog (ask who know it) or

B) Lass of Lochgoir.

Wednesday, Aug 4

1. Prep. Music, shoes, list for J. Sim and class, dances carefully studied. Look for pen. If nec, check up Miss Otter and Miss Marten. Go round, finding who are who  
START PROMPTLY. See about NYC couples re Mrs. Durin.

2. Activity. Red Bk. III. Tune; Jig.
3. Technique. A) Coach Str. Trav. B). Adv. 1, ret. 1. (10) 9.55
4. Inverary. 3 cples. T. 15. Chance each. Coach allemande (15) 10.10
5. The Isle. (Gr. 15). 3 cples. Chance each, coaching carefully (10) 10.20
6. Break. Continue business (5) 10.25
7. Coach C. Sch. - A - on spot. B. - Turning. (5) 10.30
8. Dance. "Allshellach." <sup>XXIII-2</sup> 3 cples. Chance each. (10) 10.40
9. Learn. Kingussie Flower (XXI-6) <sup>→ Tieg Bourrette!</sup> (if requested) or Lucy Campbell (XVII-7). 2 ~~1~~ cples. Chance each (15) 10.55
10. Learn "Just as I was" (XIX-3). - I.R. or The Piper (XVIIIth - p. 39 -

Thursday, Aug. 5.

1. Prep. Music, shoes, list for J. Sim and class. dances carefully studied. Speak privately to Mrs. Bolder, continue to learn names. START PROMPTLY. 9.45
  2. Foot Ex. Informal spacing. Heel and toe tapping in any direction R. & L. (5) 9.50
  3. The Gathering. (Introd. 77). 3 cples. Chance each. Coach reel, etc. carefully. (10) 10.0
  4. Coach C. Sch. A) On spot. B) Turning (5) 10.05
  5. The Widows (XIX-7). 3 cples: chance each. Remember to Dem! ~~Let Banks~~ Mary Douglas (15) 10.20
  6. Miss ~~Down's~~ <sup>Down's</sup> Tree (X). 3 couples. Chance each. (15) 10.35.
- N.B. IF above not started by 10.20, go on to
7. The Bramble Bush (XV - 3) Ask. or The Piper. XVIIIth - p. 39. (15) 10.50
  8. If No. 6 started by 10.20, go on to: Banks of Clyde (Introd. 80) (Ask about Randel: teach first) or Dundee Whaler. (10) 11.0.

Friday, August 6.

1. Prep. Music, shoes, 2 lists, dances more carefully studied. See Miss Fotheringham about adding name. Name and address for Maira Thomson. Ask about Ian Russell. Go round, noting Christian names, etc. START PROMPTLY. 9.45
  2. Arm and Body. <sup>NO TALK about Alleghach.</sup> Playing Cymbals. Slow  $\frac{6}{8}$ . (10) 9.55
  3. New Step. Highland Schottische - briefly.
  4. Miss Mary Douglas X-11. 3 eples. Because they know it, should be done very well! D.h., but coach poor performance (10) 10.05  
Practise step-up, etc. first.
  5. Lady Susan Stewart V-9. 3 eples. Coach carefully. (15) 10.20  
Mrs. Hamilton of Wishaw XXIII-9. A) 2 eples. - See (or teach)
  6. Mr. Hamilton XXIII-9. Teach fig carefully use same setting every time. Rondel. 3 eples. Change each. (15) 10.35
7. N.B. IF no. 6 not started by 10.20, go on to:-

The Dundee Whaler. F.S. T.1s. A.P. (Promise notes tomorrow!)

IF No. 6 started by 10.20, go on to

8. The Devil's Delight. F.S. T.1s. A.P. (Promise notes).

Saturday, Aug. 6.

1. Prep. Music, shoes, lists, notes for "whaler," dances carefully studied. Give out "whaler" notes; ask to pass round. Continue to check who staying 2nd week. Welcome newcomers. Start promptly. 9.45

2. "Ho! Ho, my Nalbrown". In 2s, round hall. (Dem quickly with Joan.) Teach. Dance 1. 2. 3. stopping to talk to new p. (10) 9.55

3. Dundee Whaler. F.S. T.1s., getting my class to Dem. (15) 10.10

Try A.P.

4. I'll mak' ye fain. VI - 10. Explain name. F.S. T.15. A.P., coaching. (15) 10.25
  5. Break: Cont. bus. Change p's. Tell to revert to own class Mon. (5) 10.30
  6. "O'er the Isles." F.S. T.15. A.P. (15) 10.45
  7. "Edinburgh Volunteers." VI - 2. F.S. T.15. A.P. (15) 11.0
- N.B. Remember to Demonstrate.

Monday, Aug. 9.

1. Prep. Music, shoes, Union Jack, list of dances taught, if poss., instructions for Ho! Ro! and O'er the Isles. START PROMPTLY.  
Begin to sell "U.J." - Ask Mr. Evans to be responsible. (5) 9.45.
2. New Step. Pas + coupe - explain. Ladies only, but all dance  
A) Points. B) Pas + Points. C) Pas Fwd: points turning. (10) 9.55
3. Union Jack, show: explain: (cf. J.C.M.). Demonstration Dance  
Take p. with whom you are accustomed to dance (5) 10.0
4. St. George. 4 cpls, as for 8- Some. Teach, using good set to Dem. Finish as begun. (15) 10.15
5. The Saltire - explain. Each cple move to diag. on right.  
End as begun. Dem. freely. (15) 10.30
6. Break (if not later than 10.20. Sell leaflets. (5) 10.35
7. St. Patrick, 1s. & 3s - In<sup>2,3,4</sup> away <sup>In</sup> ~~to~~. 2s. & 4s. In; away, In 2,3,4.  
" " " Out, 2,3,4 in, away." " " Away, in, out 2,3,4. (15) 10.50
8. Union Jack. In sq. formation. Finish as begun. (10) 11.0

Fully Certificated and Very Advanced, Class D.

1. Prep. Music, shoes, list for J.S., dances v. carefully studied. START PROMPTLY. - Just before 10.35 (5) ~~9.55~~ 11.35
2. Mixer. A) Check that only people for D & E are present  
B) Explain no technique, except as reqd. for dances.  
C) Teach Triple Polka. Dance 1, 2, 3. progressively (10) 11.45

3. Jenny dang the Weaver xii - 3. Explain different theme each day.

Today's theme: occupations. Explain Title. 2 cple sets.

A) With own p. turn R.H. once; then R.H. 1/2 timer - diff. handing.

B). T. 1s. Chance each. - A.P. if time allows (10) 11.55

4. Treelkit Hoose xv - 11. 2 cples. T. 1s. Chance each. (15) 12.10

5. Change p's. Tell about Reg. S.C. Dances, but give 1 days notice -

6. Dusty Miller Border 7. 3 cples. T. 1s. One chance each (10) 12.20

7. Haymaking. 5 Trod. No. 1. 2 couple sets. Teach Bars 1 - 16 in

2. couple sets, giving each couple a chance. Then 3-couple

for remainder of dance (15) 12.35

### Wednesday Aug. 11.

Flag

1. Prep. Music, shoes, list, dances memorised, Start at

11.30 (5) 11.30

2. Technique. Pivoting A) Alone B) With p. One way

only. Tune: Tulloch. (5) 11.35

THEME TODAY. St. Andrew's Day and Burns Night.

3. St. Andrew's Niche (Nov. 30). Round hall. Teach carefully.

Dance 1. Dance 2. Men use hands. Watch pousette (10) 11.45

4. The Saltire. Explain Union Jack (Miss M., etc). Cf. Advanced

Class. Try at least one mixed couple in each set. (15) 12.0

5. Merry Lads of Ayr I - 12. Change p's - and sets, if nec.

F.S. T. 1s. A.P. T. T. U. (10) 12.10

6. Up in Morning Early xviii p. No. 3 cples (Cf. Cold. Row)

Chance each. (15) 12.25

7. Co' the Yowes xvi - 8. 2 cples. Chance each. (10) 12.35

8. St. Andrew's Day xxv - 5. 3 cples. As far as poss. in time -

Thursday Aug. 12. → Note: Buy tickets for Frances & Helen.

1. Prep. Music, shoes, list, notes, bag for money, dances carefully studied. START v. PROMPTLY. THEME: Dance for St. Geo: st. (5) 11.30  
Patrick: and Empire(?) Day.
2. Teach A) Pointe B) 2 Part pointe - get good ones at front.  
C). Some, moving fwd. and turning. (15) 11.45  
→ Cf. English C.D.
3. St. George. 4 epler as for 8- Some. Teach, dance once. (10) 11.50
4. St. Patrick. 4 epler as for Satire " " " (15) 12.05
5. Union Jack 4 epler as St. Geo " " " (15) 12.20  
Explain order, but Union Jack is last.
6. St. Patrick's Day. XIII-3. 2 epler. Chance each. (10) 12.30
7. Prince of Wales XVIII-9. 3 epler. " " " -

N.B. If no time to dance, TELL about there 2 dances.

Friday, Aug. 13.

1. Prep. Music, shoes, list, dances carefully studied. N.B. Get copy of Union Jack for Miss M<sub>x</sub> START PROMPTLY.  
→ Mayt. B (5) 11.30
2. Technique. A) Cross-Springs. - R., L, R, L: rest for 4: L, R, L, R, rest.  
B) 2 str. ch fwd, R., L., R, L. 2 str. ch back, L, R, L, R.  
Any Reel. (15) 11.40
3. Union Jack. Recap. each Fig. Dance once (N.B. Notes say 2nd & 4th. men in centre, any easier? - apologise. men dance backwards in St. Patrick - no, fwd). Discuss B.Y.C. between each dance - or continuous, as Durham. Today, use one B.Y.C. only, at beg. & pianist cd. play 8 Bars of new tune. - 4 to move, 4 to B.Y.C. Dance right through. (20) 12.0

Theme today. Contrasts.

4. St. Patrick's (of Paddy O' Rofferty). Tell source; show wee book 2 epler. 1 chance each. (10) 12.10
5. Miss Dumbreck. (XXV-11) 3 epler. Is. dance once. Teach 2a new version.

20. & 30 twice; 15, once.

(15)

12.25.

6. Storie Miller. XXI-12. Cf. "Dusty Miller". 3 epls. One chance each. (10) 12.35

7. Hollin Bues XXIV-8. 2 epls. Chance each. Then Holly Bush - 3 epls.

Chance each.

Saturday

Monday, Aug. 14.

1. Prep. Music, shoes, list, dances carefully studied. Start promptly

(5) 11.30

2. Lady of Lake. XXV-8 (A) 2 epls. Chance each. Explain origin: read another bit. (B) 2 epls. Chance

each. Same tune each time

(15) 11.45

3. Miss Dumbrecht. XXV-11 (A) 3 epls. One chance each, if good. (B) Explain origin. Ask to note similarities and differences. 3 epls. Chance each.

(15) 12.0

4. Change p's. Thank for support re Union Jack. Amount \$3.80 between the two classes.

5. Storie Miller. XVI-12. 3 epls. One chance each. (10) 12.10

6. Hollin Bues. XXIV-8. (A) 2 epls. Chance each. (B) 3 epls.

Chance each.

(20)

12.30

7. "De'il among Tailors" XIV-7. 2 epls. Chance each or

Union Jack - once through, without help.

1972. ADVANCED CLASS. Aug. 1-7. 9.45-11.0 A.M.

Tuesday, Aug. 1.

1. Prep. (A) Mon. Find out (and pass word along) about "Union Diner" - see if some one going to Miss M's. class will take me.

Get (1) list of class members - copy down, prepare list,

note who in class before. 2). ALL Social Dancing and Younger

Hall Programmes (exc. 2 I already have). Write out list for

Miss Sim. Ask Miss M. if she has brought book of tunes.

P.T.O.



Tues. Music, shoes, pen, dances studied. Go early, ask them to  
kick names, add Branch as they come in. Try to get to know  
people, and check if all in correct class. START PROMPTLY.  
N.B. Remember to demonstrate, and/or have gd. ones dem.

(5) 9.45.

2. Activity. Teach "Pop Goes Weasel." (Explain - use 2nd version),

Dance (1): stopping to talk to new p's. Dance 2 & 3 as above.

Note: Don't change Weasel. - cf. children.

(10) 9.55.

3. Arm & Body. O.B. p. 1 No. 7. Take own p., practise without

music and one hand cont. Then with music, 4+4, 2+2, then all.

Tune: "Believe me" or other swinging  $\frac{6}{8}$ .

(5)

10.0

5. Technique. With p. Coach A) Str. Ch. Round hall, also 4 fwd,

turn, 4 back. B) Slip. Step. With p., then (if time) join up with

other couple for 4 hrs. round and back. Coach

(10) 10.10

4. Break. Class rests, while I quickly go over business as

1970.

(5) 10.15

5. Lady Catherine Bruce. (Gr. 7). Teach 2 cples. Teach, coaching

EVERY POINT. IF nec, teach Allemande. Chance each. (10) 10.25

6. Technique (A) Str. Trav. Trav fwd., Also adv. + retire.

B) C. Sch. C) Step-up in Strathpey Time.

(10) 10.35

7. Grant's Reel. (xv-2). Explain a reel means a dance. 2 cples.

Teach, coaching carefully. Chance each.

(10) 10.45.

NOTE. If above not done, stop promptly at 10.45 and  
continue where left off Wed.

OWN LEVEL. N.B. At this stage, {Dance unless  $\frac{3}{4}$  class know it,  
always ask who know dances.

8. This no' ma Ain Hoose. (xv-9). 3 cples One chance each.

9. Deacon of Weavers (xxv-4) " " " " "

Buchan 8-Some. (xxi-8). Teach as far as poss. (15) 11.0

DANCES TAUGHT

ADVANCED.

Beginners and  
Intermediate.

1972

Very Advanced and  
Fully Certified  
1973 (Third Week)

1972

Pop goes Weasel.	Polka Trio	De'il among Tailors	Ho! Ro! my Nutbrown.
Lady Cath. Bruce	Knit the Pocky	Les Ecosaises	Barley Bree
This is no' Air Hoose.	Espie McNabb.	The Black Watch.	Inveraray.
Grant's Reel	Les Ecosaises	Leas Polka	Fairy Dance
Miss Brown's Reel	The Shepherd's Crook	Mrs. Hamilton of Wishaw	Middling, Thank You.
What a Beau.	Lord Kelly's Reel.	The Kirn.	Jimmy's Fancy,
Tarry Awhile	The Mouaiewart.	A Kiss for Nothing.	Scotch Circle
Stuart Rant	De'il among the Tailors	Glasgow to Ayr,	Scott's Bonnet
Jeannie wi' Witchin' Ee	Achnaclaich.	Eight Men of <sup>Glening</sup> <del>Mosart</del>	Strathglass House
Lord Kelly's Reel.	Lady Home's Reel.	Lady Mary Cochrane	Hamilton House
Miss Catharine Reel.	Come under my Plaidie		Rob Roy Mc Gregor
Axum Reel.	Fiddle Faddle.		The Frisky.
Earl of Home	The Swifter of Selkirk		
Miss Grace Hays Delight.	Sweet Rosie		
Lady Dumfries.	Yellow-haired Laddie		
Lucy Campbell	Banks of Allen		
Ho! Ro! my Nutbrown	Lady Susan Stewart.		
Garthland's Strathspey	Glasgow to Ayr, <u>Very Advanced &amp;</u> <u>Fully Certified</u> <u>Fourth Week 1973</u>		
	Come under my Plaidie		
	Sweet Rosie.		
	Bob o' Dowally.		
	Lord Kelly's Reel.		

## Wednesday. Aug. 2

1. Prep. Music, shoes, list for Miss Sim, dances very carefully studied. Go early to A). Find out about Miss Van der Hobst.

B) Ask people to add 1 week or 2 to list. c) Speak to people - get names. - cf. Doreen Carter - higher class? & girls from Belfast. Start promptly! Write for Escort CKH 726 K

(5) 9.45

2. Technique. A) Take p. Double Horse-Shoe. Hl and toe tapping in any direction. Tune - Jig.

B) Pas-de-bouque. Coach carefully, using any corrective ex. nec. Tune - Jessie's Hornpipe.

C) Step-up in Strathspey Time. (15) 10.0

3. Grant's Reel. (xiv-2). Explain a reel means a dance. 2 cples. Chance each, coaching carefully. cf. setting pos. (10) 10.10

4. Miss Brown's Reel. (xxv-2). 2 cples. Draw attention to hand-hold - dem. if nec. All practise bars 1-8 with p. First, Teach ls. Chance each, coaching. (10) 10.20

N.B. APOLOGISE for AIN

5. Break. Any qu? Cont. bus, etc. HOOSE! (5) 10.25

6. Tarry An'while. (Gr. 20) 2 cples. Chance each, coaching (10) 10.35

7. ASK if wish Ain Hoose again (xv-9) or I'll gang nae Mair (xv-2) → Half-poussette. IF (A) dance as prog., if (B)

3 cples, chance each. (15) 10.50

8. "What a Beau." (xiv-9). 3 cples. Chance each. (10) 11.0.

## Thursday. Aug. 3

1. Prep. Music, shoes, list for Miss Sim, dances very carefully studied. Go early to A). Put powder on floor B) give list of dances to Jan. Van der Hobst. c) Continue to get acquainted.

START PROMPTLY.

(5) 9.45

2. Technique. A) Comp. Explain diff. arrangement of class  
B). O.B. Foot Ex. No. 5. - Any Waltz.
- c). Highland Sch. Step and - if time - Glasgow Highlanders. (10) 9.55
3. Tarry Ankle. (Gr. 20). 2 Cples. Chance each, coaching (10) 10.05
4. Stuart Rant. (O.B). 3 cples. Chance each, coaching carefully,  
<sup>set to B</sup>  
esp. <sup>A</sup> Corners and Chain. (15) 10.20
5. Lord Kelly's Reel. (O.B). 3 cples. Coach set and turn corners  
ASK about Reels. (10) 10.30
6. Break. Any questions? Change p's. (5) 10.35
7. Jeanie Ni' Witching E'e. Mc Nab. 3. Ask who know it. Explain  
meaning and application. 2 cples. Teach, demonstrating  
with man who has done it. Chance each. (15) 10.50
8. Axum Reel. xviii-12. Teach carefully, as far as poss.  
Ask who know it.

### Friday, Aug. 4

1. Prep. Music, shoes, list for Miss Sim, Bill Ireland about "Go-Down,"  
yesterday's dances for Janette, 2 copies, Stuart Rant, Miss Dum-  
brech (Irish lady). dances CAREFULLY studied. Go early to A)  
Give out leaflets B). Note who can go up. START PROMPTLY.  
(5) 9.45
2. Technique. A) Glasgow Highlander. B) Rocking. (10) 9.55
3. Lord Kelly's Reel. (O.B). 4 cples. T. 15. Coach set and turn  
corners. ASK about reels - of M. Jamieson. T. 15. Then A.P. (10) 10.05
4. Miss Cahoon's Reel (Vic-2), 3 cples. Chance each. (15) 10.20
5. Earl of Home (xii-11). 3 cples (but explain setting). ALL practise  
1/2 Allemande to Corners. First. Chance each. (10) 10.30
6. BREAK. - Check whereabouts of leaflets. (5) 10.35
7. Axum Reel (xviii-12). Teach Fig. v. carefully. (10) 10.50

8. Lachleven Castle (xvi-3) 2 eples. Chance each, or (10) 11.0  
Jearie F.S. ls. 1 3s. A.P.T.T.U.

Saturday, August 5.

1. Prep. Music, shoes, list for Miss S. (A.M - check Go-Slow): dances care-  
fully studied, list for Janette  
Go early to A). Find where McNab leaflet is. 2).  
Continue getting names, e.g. Fair girl who danced Axum.  
START PROMPTLY. (5) 9.45

2. Technique a) Ask whereabouts of McNab leaflet and Ms.  
b) Pocking Step. c) Glazg. Hldrs. Try to improve performance (5) 9.50

3. Earl of Home. (<sup>xvii-11</sup> ask if M.J. has done it). 3 eples. Chance each. 2h. (10) 10.0

4. Lady Dumfriess  
The Express (xvii) (Introd. p. 85. 3 eples. Chance each. (15) 10.15

5. Guarinetengoo, "Miss Grace Hay's Delight" - 3 eples. Chance each (15) 10.20

6. Break Change p's. (5) 10.35

7. Garthland's Strathspey. (5 Trad. 2). 2 eples. Teach (or  
revise) Strathspey right round. (both ways). then chance  
each of dance. (15) 10.50

8. Lucy Campbell. (xvii-7), 2 eples. Teach carefully. Chance  
each. (10) 11.0

REMEMBER Axum Reel Monday.

Monday, Aug. 7.

1. Prep. Music, shoes, lists for Miss S. and Janette, dances care-  
fully studied. Find out about McNab leaflet. Give out  
Miss Grace Hay notes, if nec. START PROMPTLY. (5) 9.45

2. Check McNab, Stuart Rant and Miss G. Hay leaflets.

3. Lucy Campbell (<sup>xvii-7</sup>) 2 eples. Chance each. (15) 10.0

6. "Jearie" F.S. ls. 1 3s. A.P.T.T.U. - X. 7 (10) 10.10

4. Garthlands Strathspey. (5 Trad 2). Teach Roundabout Poussette in 2 cples first. Then 3 cples. Chance each. (15) 10.25
5. Ho-ro. Teach. Tell story: give wags of choros. Ask if they'd like to give any pennies. Dance 1: 2: 3: 4. (15) 10.40
8. Espie McNabb. (101 - p. 67). F.S. T. 15. A.P.T.T.U. (10) 10.50
7. Axum Reel. Dance straight away, coaching. Twice through, if poss (10) 11.0.
- Order is: Lucy: Garthlands: Ho-ro: Jeanie: Axum: Espie.

### INTERMEDIATE CLASS.

Tuesday, Aug. 8.

1. Prep. Music, shoes, list for Miss Tindall, dances studied. See Mrs Hunter about key of St. Leonards, also (if nec). Mrs. West about change of hall. N.B. Would Helen or Margaret bring me up? Try to start as promptly as poss. (5) 11.35
2. Business. Introduce self and pianist. Count class (about 36). Find out who come up from City - any lifts? I'll start as early as poss, but continue after 12.30 P.M., as near Lumsden. V. little technique and no dances taught by Miss Matheson last week. TELL me if I start any she does this week. REQS (as Class C). (5) 11.40
3. Mixer. "Ho! Rai" (explain). Teach: dance 1: 2: 1 v 2. Practice Adv + Retire First. (10) 11.50
4. Barley Bree. (Vic. 4). F.S. T. 15. ~~3~~ Chance each. (15) 12.05
5. Inverary. (Intro. p. 82). Practice Adv + Retire. 3 couples. Chance each, coaching. (15) 12.20
- Change partners.
6. Duncan Gray. (101 - 84). Practice pas-de-bouque first, 2 couples. Chance each. (10) 12.30
7. Trip to Aberdeen (XVII - 1) 3 cples. Chance each. (15) 12.45

Extra. Braes of Breadalbane. (xxi-7)

Wednesday, Aug 9.

1. Prep. Music, shoes, list Tues. dances, list for pianist. See John about books for pianist. See about key. START as promptly as poss. (5) 11.35
2. Fairy Dance, (iii-6). Practice slip with p. first, then set and turn. 3 cples. Chance each. (10) 11.45
3. Middling, Thank you (xv-8). 3 cples. Chance each. (15) 12.0
4. Jimmy's Fancy. (Ask if they want to do it). xv-11. F.S. People who haven't done it at top. F.S. T.I.s. A.P.T.T.U. } (15) 12.15  
or Keppoch's Rant, (xvii-2). 3 cples. Chance each.
5. Campbell's are Coming (xxiv-10). Teach, demonstrating. Dance 1: 2: 3 and 4. (10) 12.25
6. Happy Returno. (99-43). 3 cples. Teach reels carefully. Chance each. (15) 12.40.

Thursday(?) Aug. 10.

1. Prep. Music, shoes, list Wed. dances, list for pianist. See about key. START as promptly as poss. (5) 11.35
2. Scotch Circle. (xxiv-1). Teach carefully, demonstrating, esp. "Ladies' Chain". Dance 1: 2: 3 v 4. (10) 11.45
3. Jessie's Hornpipe. (viii-9). Practise "bridger" in 2 cple sets. Then T.I.s. Try A.P. (15) 12.0.  
Change p's, as before.
4. Largo Low (Introd. p. 90). 2 cples. Teach reel of H carefully. Chance each. (10) 12.10
5. Scots Bonnet (x-9). Teach bars in 2 cples first, allowing ts. to walk up middle. - give each couple a chance. Then 3 cples. One chance each (if good). (15) 12.25
6. White Cockade. (v-11). F.S. T.I.s. A.P.T.T.U. (10) 12.35.

Saturday, Aug. 12.

1. Prep. Music, shoes, list Friday, list for pianist. START PROMPTLY. (5) 11.35
2. Reel of 51st Div. (Vic. 10). 3 cples. Choice each. (15) 11.50
3. Hamilton House. (VII-10). F.S. T.15 A.P. (10) 12.0
4. Largo Low. (Intrad. p. 90). 3 cples. Choice each. (15) 12.15
5. Jossie's Hornpipe. (VIII-9). F.S. Teach "Bridger" first. Then T.15 A.P. (10) 12.25
6. Extra. Waltz. C. Dance. T.15. A.P. (10) 12.35.

1973. ADVANCED CLASS. Aug. 7-13. 9.45-11.0 A.M.

- MON. A). Copy list of Adv. dancers - note who in class before. B). Get Younger Hall programmes. C). Give list to Nancy - D). Find who will take us to Madras - Helen?

TUESDAY, Aug. 7.

1. Prep. As above + music, shoes, pen, dances studied.  
Go early, ask them to check name, add Bronch as they come in. Get to know people and check if all in correct class - Fully Cert - Miss M. V. Adv. B. Ireland. START PROMPTLY.  
Introduce self and pianist. (5) 9.45.
2. ACTIVITY. "Polka Trio". Each man 2 p's. Teach: Dance 1: 2:  
3 Y.H. stopping to get to know new people. Tune - Cumberland Red, without repeats. (10) 9.55
3. ARM and BODY. In 2s., facing p., both hands joined, R. Ft.  
Pwd. "Sawing". Feet still. Tune: Swinging  $\frac{6}{8}$  (5) 10.0
4. Tech. With own p., if any. A) Sk. Ch. Round hall. B) Adv. and reel. In lines. Coach carefully. Tune: Any reel. (10) 10.10
5. BREAK, Class rest, while I quickly go over bus. as 1970 (5) 10.15



6. Knit the Yocky. (XI-1). Who know dance? Hearing; teach, coaching every point. N.B. ONLY DANCE in which we turn p. with both hands and sk. ch. What usually? Chance each. (10) 10.25.
7. Technique: A) Slip step, with p. B) Pas-de-basque (in split only) C) Step-up in Jig Time. Coach. Music: A) C. Jig. B.) Reel. (10) 10.35
8. Espie Mc Nabb. (101-67). 3 cples. Who know it? Chance each (10) 0.45

OWN LEVEL. N.B. Always ask who know dance. IF fewer than  $\frac{3}{4}$  know it, teach it.

9. Deacon of the Weavers (XXV-4) 3 cples. One chance each or  
~~Lord Kelly's Reel. Les Exercices.~~
10. A Mile to Ride. (XXVI-2). " " " " " or  
~~Lord Kelly's Reel.~~
11. Old Nick's Lumber Room (XXVI-6). 3 cples. Teach carefully, demonstrating.

\* Stop promptly at 10.45 and continue where left off. Wed.  
 Pay particular attention to Blk XXVI dances. REMEMBER to tick off activities used from sheet. Also list of dances taken today, for class reference tomorrow.

Wednesday, Aug. 8

1. Prep. Music, shoes, 2 lists (stick one up somewhere), dances studied, copies of Tuesday's Programme. Start promptly - comp. yesterday's promptitude. See about stuff for Floor! (5) 9.45
2. Activity. (a) In Circle round hall, p. on R. of man. Ft. Ex. }  
 O.B. No 10 - Explain why. } 15. 10.0  
 (b) Face p. (men back to centre) Ft. in first. Sawing. (10)
3. Technique. Round hall. Strath. Trav.
4. Shepherd's Crook. <sup>X-6</sup> 3 cples. ALL be 1st. cple; then all be 2s. up, and 2s. down. Teach once, coaching afterwards, if nec. Chance each. (15) 10.15

5. Lora Kelly's Reel. (Explain origin), 4 cples. Teach; Cry both forms of progression. (15) 10.30

6. Break. Mrs. Gordon? Change p's.

7. "The Mountain". XI-7. 3 cples. Name? Ask why this form of reel. T. 15. Change each. (10) 10.40

8. "Achnacloich" (leaflet.). Explain. 4 cples. Change each. (15) 11.0

THURSDAY, Aug. 9.

1. Prep. Music, shoes, 2 lists, dances carefully studied. CHECK Civic Rec. tickets for non-residents; state of floor.

9. START PROMPTLY. (5) 9.45

2. Teach. C. Schottische. Informal Horse-shoe. Ask what I'll be looking for. Give a technique if nec. (5) 9.50

3. Activity "Big Circle" in Strathspey time. In circle with p. round hall, women on p's. right, all facing centre.

Bars  
1-4. With hands joined, all adv. + retire. [FOR WOMEN ALONE?]

5-8. Men advance, and retire one place to right and face new p.

9-12. Set to new p., turn <sup>+1/4</sup> once, by R.H., to finish facing op. wise in promenade pos.

13-16 Promenade for 4, finishing facing in, to repeat with new p. (10) 10.0

4. Achnacloich. 4 cple sets. Change each (15) 10.15.

5. De'il Among the Tailors. F. 3, T. 15, 1 3s., then 2s. v 4s. March poussette. (10) 10.25.

6. Break. Business. Take new p.

7. Lady Home's Jig. (Intro, SH). 3 cples. Change each (15) 10.40

8. Fiddle Fiddle (XII-5) or Bob a' Downy (II-10). "Lobby" for this. 3 cples. Teach carefully. Change each. (15) 10.55.

Req - Sutton.

FRIDAY, Aug. 10.

1. Prep. Music, shoes, GO SLOW!, 2 lists, instructions for Achna-claich (with meaning, if poss.), dances v. carefully studied.

N.B. How many to Aberfeldy? Note no. left - Listen carefully for any adjustments to classes tomorrow - Explain. (5) 9.45

2. Come under my Plaidie. Explain origin: teach, paying careful attention to ladies' chain. Dance 3 times. (10) 9.55.

3. Fiddle Faddle. (XII - 5). 3 cples. Rev. Bars 1-8. Place 2nd. man v 3rd. woman in middle, facing 1st. woman and 3rd. man respectively. Dance R. sh. 8- Bar reel, showing how

2nd. man v 1st. woman must veer out to left, to go into

show timing of turn, bump.

2nd reel. (If nec. dem. with 3 good couples, change each. (15) 10.10  
BREAK. Change pls. Business as above

4. Suttles of Selkirk. (XVIII - 11). (Req.) F.S. T. 1s & 3s & 2s, and 4s.

A.P.T.T.U.

(15) 10.25

5. Glasgow to Ayr. (Leaflet). 2 cples. Change each.

(15) 10.40

6. There's nae Luck. (X - 10). F.S. T. 1s. A.P.T.T.U.

(15) 10.55

SATURDAY, Aug. 11.

1. Prep. Music, shoes, 2 lists, instructions for Plaidie and Glasgow to Ayr. Dance carefully studied. A is for my own class, B. if nec., should Bill's be present. Check that all my class (27) are present. START PROMPTLY. N.B. CHECK

WHEREABOUTS of Instructions. Prog

(5) 9.45

2. B. Act. Ord. B. - Tune - Jig.

3. A) Banks of Allen. (Intro 80). F.S. 1s. v 3s, 2s. v 4s. A.P.T.T.U. } 15. 10.0

OR B). A Kiss for Nothing. (Vic. 6) " " " " " " " " }

4. Pau-de-basque in reel, getting slower, then  $\frac{3}{4}$  time on spot, then trav. fwd. (10) 10.10

5. Yellow-haired Laddie. (XII - 7). Req. F.S. All practise turn with both hands: also back to back, then 2 cples. till end of bar 48. Then A.P. ONCE each! (15) 10.25

6. (A) Lady Susan Stewart (v.-9). 3 epls. chance each.

OR. (B) Miss Jarvis's Reel. (Leaflet). T.is. A.P. TELL where to write  
(15) 10.40  
for music and instructions.

7. (A) There's Nae Luck ( $\bar{x}$ -10). F.S. T.is. A.P. T.T.U.

OR (B) The Bonniest Lass ( $\bar{xiv}$ -10). 3 epls. Chance each.

} (15) 10.55.

Monday, August 13.

1. Prep. Music, shoes, 2 lists, instruction leaflets, cardboard discs, dances carefully studied. Check whereabouts of leaflets and redistribute - back to me as soon as pass.

Start promptly,

(5) 9.45

2. Glasgow to Ayr. 2 epls - ONE CHANCE each, if good. (10) 9.55

CONSEQUENCES.

3. Explain game can be played with S.C.P. - explain this game. Would take a whole evening, so we must go quickly. For social spirit, change p's. every dance. (5) 10.0

4. Lady from Overseas - Ginette choose number.

(A) Sleepy Maggie ( $\bar{x}_1$ -5)

(B) Sweet Rosie. (

(C) Laird of Milton's Daughter. ( $\bar{xxii}$ -10)

} F.S. T.is. (4 times) (10) 10.10

5. Gentleman from Overseas - Pick choose - where met.

(A) Pell among Tailors -  $\bar{xiv}$ -7

(B) Duke of Perth -  $\bar{I}$ -8

(C) Berwick Johnnie 99-13

} F.S. T.is. (4 times) (10) 10.20

6. CHANGE PARTNERS. Lady from England choose - Gillian C.

(A) Within a Mile ( $\bar{xxi}$ -10)

(B) Banks of Clyde (Intro 86)

(C) Loe-Rig. ( $\bar{xxi}$ -6)

} F.S. T.is. (3 times) (10)  
10.30

7. Man from England choose. - Roger.

(A) Jenny, come down (III-4).

(B) Come under my Plaidie. (O.B)

(C) I'll mak' ye Pain (VI-10).

F.S. T.D. 4 Times

(10) 10.40

8. CHANGE Partners Lady from Overseas - Else, Choose

(A) Tarry Awhile. (99-111)

(B) My mother's comin' in. (XV-1).

(C) The Nat (I-4).

F.S. T.D. 4 Times

(10) 10.50

9. Man from Overseas - Adolph - choose

(A) Quiet, Snug (XX-10)

(B) Odd Thoughts (99-97)

(C) The Laven Knot (VIII-4)

F.S. T.D. 3 Times

(10) 11.0.

10. CHANGE P's Any one from Settled Choose.

(A) <sup>Wood and Hairnet on A</sup> ~~John's Wife Young~~ (XIV-8) (XVI-12)

(B) Ha! Ha! The Woom' O'C. (101-84)

(C) A Kiss For Nothing (VIC-6)

F.S. T.D. 4 Times

(10) ?

F.C. & V.A CLASS. 4th. Week 1973.

Tuesday, Aug 14.

1. Prep. Music, shoes, Go-Slow, dances studied, class list.

Ask to tick names as they come in - explain why.

START PROMPTLY.

(5) 9.45

2. Mixer: "Come under my Plaidie" O.B. Explain origin. Teach:

Dance 1: 2: 3: 4.

(10) 9.55

3. Technique A). Sk. Ch. (Handing). In circle, face p. Turn p. once round R.H. (2): pass p. L.H. (2): turn now p. once round R.H. (4).

On all. reps., begin L.H.

→ slips L. & R: walk, step, close!

(B) slip. In circle facing centre, beside p. 6 slips to L., step, close ~~to~~ towards p. to face out. 6 slips to R., step, close towards p. to face in. (10) 10.05

4. Sweet Rosie. Ask who teach children? Explain origin. Leach. (10) 10.15  
A.P. once

5. Break. Check roll. Explain idea - some trad. dances not published: some lesser-known R.S.C.D.S. pubs (if any!). Regs - must give day's notice and must be R.S.C.D.S. pubs. Check Book 26. - How many no's at S. School last year? TAKE NEW p. (5) 10.20

6. A Mile to Ride (xxvi-2). 3 eptes. Chance each or  
Boh of Downy (ii-10) " " " " (15) 10.35.

7. Pas-de-Deoque. On spot; fwd. & back, turning. With p-set, approach, round and back. (5) 10.45.

8. Lord Kelly's Reel. G.B. (Explain origin). F.S. T.13. A.P. with top couple leading each time. (10) 10.55

9. Banks of Allen. Introd. 80. F.S. 1s, 3s, 2s, & 4s. A.P.T.T.U. (10). —  
Black Watch - Brazen Strathpey.

Wednesday, Aug. 15.

1. Prep. Music, shoes, 2 lists, leaflet for Plaidie, Lord Kelly and Les Ecossoises, dances v. carefully studied. Go slow on Floor.

N.B. Demonstrate - or get experienced people to Dem, as  
Tell about Tuesday's list as they come in. - CHECK MISSING PEOPLE  
I Teach. START PROMPTLY. (5) 9.45.

2. Body Movement. G.B. P's. back to back, side on to platform,  
feet outside, <sup>(2nd pos)</sup> Swing arm away from platform across body to  
clap p's. hand. 4, then 4 with opp. hand. Then 4, 4, 2, 2, 1, 2, 3, 4.  
Swinging  $\frac{6}{8}$  (5) 9.55

3. Technique (A) Strathpey Trav. round room. B). G. Schattische in  
Horse. Shoe. P). Activity as last week. (10) 10.0

4. De'il among Tailors. (G.B.). Tell origin. F.S. 1s, 3s, 2s, & 4s. A.P.T.T.U. (10) 10.10

5. Les Ecossoises. (G.B.). Origin, etc. 3 eptes: Chance each. (10) 10.25

6. Break <sup>N.B. check list</sup> Tell about <sup>visiting people</sup> Ladies' 13C, instructions for ms. dances - please copy if you wish, and pass round. Any more Reqs? (See Andrew). (5) 10.30

7. The Black Watch. Req. Get Jack to tell where he got it. F.S. 1s. & 3s.  
2s. & 4s. Then (if poss.) A.P. to Jack's playing. (15) 10.45.

8. Ladies of Dance. (xxvi - ii). 3 cples. Teach carefully. Chance each. (15) 11.0

9. Extra. "Ye'll aye be Welcome." (vii - 4).

X. Miss Mc Struthers, Mrs. R.C. Miere, Miss Hills, Mrs. Hills Mrs. Harbord  
Miss Darling Miss Ferguson Miss Gillies

Rossdale in Str. Rondel. 4 bars across.

Thursday, Aug. 16.

1. Prep. Music, shoes, list for pianist and dancers, leaflets for all dances covered, including Black Watch, dances studied. (Hand out as they come in. START PROMPTLY

(5) 9.45

2. Activity. "Leads Poltra" in reel time. Draw attention to handing. - Explain why.

(10) 9.55

3. "Mrs. Hamilton (xxiii - 9) 4 cples. Teach (and explain Rondel: chance each.) 3 cples. One chance each, if good.

(15) 10.10

4. The Kinn. (O.B). F.S. Teach carefully, drawing attention to differences in handing. Chance each or A.P., if pass

(15) 10.25

5. Break. Check leaflets, etc. Change p's. Any more Reqs? (5) 10.30

6. A Kiss for Nothing. (Vic 6). F.S. 1s. & 3s., 2s. and 4s. A.P.T.U. (10) 10.40

7. Ye'll aye be Welcome (vii - 4). F.S. 1s. & 3s.; 2s. & 4s. Bars 1-8

(offer Dem). 3 cples. Chance each: handing. (15) 10.55

8. Extra. Begin 8 Men of Maidart Reels. (5) 11.0

Friday, Aug. 17

1. Prep. Music, shoes, list for pianist and dancers, dances very carefully studied. START PROMPTLY (5) 9.45

2. Activity A) Rocking step (men): Glasgow Highlander. (women). (5) 9.50
3. Glasgow to Ayr. 2 cpls. Teach carefully. Change each. (15) 10.05
4. Eight Men. Get all up - distribute men bet. sets. See that they identify with correct person. "A" set dem, trying 4 hands across as in double reel of 4. Dance bars 1-8; set with above steps. Teach bars 17-24, using "A" set to Dem. Try whole dance. (20) 10.25
5. Break. Check leaflet, etc. Change p's. (5) 10.30
6. Lady Mary Cochrane's Reel (xvii-4). F.S. 1s, 3s; 2s, 4s. A.P.T.T.U. (10) 10.40
7. Leith Country Dance. (xviii-6).

Saturday, Aug. 18.

Programme was the same as for previous week's class lesson on Monday, Aug. 13.

1975. INTERMEDIATE CLASS. Third Week. St. Leonards.

9.45-11. Prim: 9.45-10.25. Secondary. 10.25-11.05. explain idea.

Monday. Copy list of members. Give prog. to Mrs. Smith. Find out about key - try to get some one to be responsible. - As soon as possible, see Tina. - cf. social dancing, also basic technique.

Tuesday: August 5.

1. Prep. Music, shoes, dances studied, key. Go early to ask people to put Branch/or Home town on list: try to get to know them. Shd. be approx 17 present. REMEMBER to tick off dances taught after each lesson. (5) 9.45

2. Technique. Introduce self and pianist.

A) Walk anywhere - when music stops, find nearest person (opp. sex, if possible) - exchange names & hometown. Repeat. Tune - March.



B) With that p. round room, walk 8, clap 8 standing still. Then men (inner) walk 8, clap 8, outer clap 8, walk 8. Any sig.

C). Back to own p. (if any). Coach str. ch. - give technique, if nec. for most obvious fault. Any good reel ✓ (20) 10.05

2. Cumberland Reel (I-II). Explain why. F.S. T.is. carefully. A.P. (10) 10.15

3. Pas-de-Basque In Horse-Shoe: on spot, fwd. and back, turning. Coach carefully. "Jessie's Hornpipe" (5) 10.20.

4. Iole of Skye (X-7) 3 couples. T.is. Stop when time up. (5) 10.25.

5. BREAK. Check roll - see if all in correct class. Tell scheme - must see that basic steps and formations known, hence easy dances at first. Then Social, Younger Hall, etc. second half of lesson. Prep from Books 1-~~10~~ - one day's notice, please. If after today's lesson, you think you're in wrong class (too high or too low) see me: I'll see Miss M., if I agree!! TAKE new p., preferably one just met today.

Middleton Mealey (XXII-6) (5) 10.30

6. Brides of Malin (XXV-2). Who could do it, if teacher merely recapped it? (If less than 50%) 3 couples. Chance each. 2 repeat for 1s: if poss., 1 only for 2s. and 3s. (If more than 50%, go on to next dance.) (15) 10.45

7. Buchen & Some Querries as above. Then F.S. Teach as far as poss. in time. or Querrier (15) 11.00

8. Captain Mc Bride's Hornpipe (XX-7) 3 couples. T.is. 1 Repet after I'll gang nae mair (XV-2).

9. Balquhain Strathspey. (XXIV-2) Querries. 3-couples. 1 Repet each. Just as I was (XIX-3) or

Wednesday, Aug. 6.

1. Prep. Music, shoes, list for Bet., dances carefully studied. Go early again, to see new comer, get details and chat. START PROMPTLY - camp yesterday. APPROXISE for mistakes! (5) 9.50

2. Technique. <sup>1)</sup> In ~~Horde~~ <sup>circle</sup> ~~shoe~~. Ft. pos 3 to 4, ~~shanty~~ <sup>partially slowly (1 bar), then 10. slowly (1 bar)</sup> R., then L. with good

extension. Tune - Jig. ✓

B) With p. round room. Str. Trav. Coach, give technique, if nec. ✓

C) In lines: Str. setting. - Coach. ✓

REMEMBER TO DEMONSTRATE

(15) 10.05

3. Jenny's Bawbee  $\sqrt{(V-3)}$ . 2 cples. Change each. Coach attends carefully. (10) 10.15

4. Slip-Step. In Circle: stem, waltz, dance: coach  $\sqrt{(5)}$  10.20  
ALL dance 1-8 as 1st couple

5. Rock  $\sqrt{(III-7)}$ . 2 couples. Teach carefully, Change each (10) 10.30

6. Brax. Rock, while I investigate which dances they require for tonight. (5) 10.35

7. As previous page.

Try to get Younger Hall programme.

Middleton Hadley W. & Th.  $\sqrt{(XIII-6)}$  ✓

Rifle Volunteers Th. (0,3)

Kingessie Flower Wk.  $\sqrt{(XVI-6)}$

I'll get nae Meir W.  $\sqrt{(XV-2)}$ .

Thursday, Aug. 7.

1. Prep. Music, shoes, list for Bec, dances carefully studied,

Go early: TELL that queries welcome. Camp yesterday.

START PROMPTLY.

(5) 9.45

2. Technique. A) In circle: foot circling inward, outward, P. & L.

Make this fun by calling different instructions. Tune: Waltz. ✓

B) Step-up and down in reel time. Place in S.C.D. lines

first, then turn to side. Tune: Any Jig. ✓ (10) 9.55

3. Captain McDonald's Fancy  $\sqrt{(VIII-9)}$ . 3-couples. T. is carefully, coaching.

2s. twice; 3s. once.

(10) 10.05

4. Tibbie Fowler  $\sqrt{(VIII-11)}$ . 2-cples for Bars 1-8. 3-couples; explain

about reel. Teach carefully to 2s: 3s, 2 changes: 1s, one, (15) 10.20

5. Riffle Volunteers ✓ Practise adv. & retire. 2 couple sets. Teach, practising men's change of feet. Chance each. Any 32-bar reel, (10) 10.30

6. Break. Any Questions? Business = choice of dances, (5) 10.35

7. Ye're Welcome. (xii-1). 3 couples. Teach 1s. 1s, 2s, twice, 3s, one (10) 10.45

8. Sugar Candie ✓ (xvii-9) ~~or~~ TAKE. Would eliminate Miss Mary.  
Looy Aucklanda (xviii-2). or  
Gates (xv-5).

Friday, August 8.

1. Prep. Music, shoes, list for pianist, dances carefully studied.

Go early. QUERIES welcome. Comp. yesterday. See John and Bob about tickets.

(5) 9.15

2. Technique. A) In Circle. R.H. raise (1) lower (2) back, beat, beat (3) 4 Bars. R. cont., then L., then alt. Petronella - Slowly ✓

B) Pas-de-Baseque. — on spot, fwd. and back, turning. Jessie's Pipe ✓

C) " " " . As for Corners — invent a way of doing this. ✓

Any jig. (15) 10.00

3. Ye're Welcome ✓ (vii-1) 3 cples. T. 1s. 1s 1: 2s: 2: 3s 1. (10) 10.10.

4. Madge Wilafire ✓ (ix-9). Explain why. 3 cples, as above (15) 10.25

5. Break. Any questions? Take new p. (5) 10.30  
practise set, turn R. in line feet.

6. General Stuart ✓ (x-3) Explain why. 3 cples, as above (10) 10.40

7. Glasgow Highlans. (ii-3). Teach step first. (5) 10.45

2 couples. Chance each. (15) 11.00

REMEMBER LESSER KNOWN DANCES for Sat, Mon

Saturday, Aug. 9.

1. Prep. Music, shoes, list for Mrs. Smith, dances carefully studied,

Go early. Start promptly. See Bob Leslie re Dundee Wholes. (5) 9.15

2. Technique. A) In circle, hands joined. Place L. Ft behind, drag slowly through, bend knee and push - cf. John. No music.  
 B). Strathspey Travelling. In 2s. round hall. (10) 9.55
3. Scots Bonnet <sup>(x-7) ✓</sup> 3 couples. T.1s. 1s1: 2s. 2: 3s 1. Coach carefully (10) 10.05
4. Glasgow Highlanders <sup>(4-3) ✓</sup>. Teach step first. Then 2 couples, (5) 10.10  
 change each. (15) 10.25
5. Break. Change p's - usual scheme. (5) 10.30
6. Princess Royal <sup>(xi-6) & ✓</sup> 2 couples. Scheme as above (10) 10.40
7. Caule Kail <sup>(ix-11) ✓</sup>. 3 couples. Scheme as above (15) 10.55
8. Mrs Granio Fancy <sup>(ix-5) ✓</sup> Try F.S. T.1s. Once or twice each (5) 11.00

Monday, August 11.

1. Prep. Music, shoes, list for pianist, dances carefully studied.  
 If nec., see about spare tickets for Younger Hall. Queries welcome. START PROMPTLY. N.B. NO INTERVAL!! Lunch 12.15.

- Come Under my Plaidie ✓ (5) 9.45
2. Waltz <sup>(ii-Bi) ✓</sup>. In circle round room. Teach. Dance 1: 2 and  
 3. Watch Ladies' Chain. (10) 9.55
3. Up in the Air <sup>(xx-2) ✓</sup>. 3 cples. T.1s. 1s 1: 2s 2: 3s 1. (15) 10.10
4. Princess Royal <sup>(ii-7) ✓</sup> " " " " " " (15) 10.25
5. Break. Any questions? New partner. (5) 10.30
6. Ladies' Fancy <sup>(xiii-12) ✓</sup>. 2 cples: chance each. Dem. carefully. (10) 10.40
7. White Cockade <sup>(v-11) ✓</sup> F.S. T.1s. A.P.T.U. (15) 10.55.

P.T.O.

Wary Advanced and Fully Certificated. 2nd Period: 4th. Week. 1975.

Tuesday, August 12. 11.30-12.30.

1. Prep. Music, shoes, list for pianist, Go-slow from office, dances carefully studied. Speak to people; start as promptly as possible.  
INTRODUCE Self and Pianist. (5) 11.35
2. Ice-breaker: The Visitor's Dance (O.B.) Teach in Strathpey Time.  
Dance 1: 2: 3 or 4. (10) 11.45
3. The Caledonian (O.B.) Explain origin. 2 couples. Teach carefully. Chance each. Tune:  $\frac{2}{4}$  Hornpipe (15) 12.00
4. Why in Such a Hoste (O.B.) 3 couples. T. 1s. 1s. 1: 2s. 2: 3s. 1. (10) 12.10
5. Break. Explain plan. Regs. from R.S.C.P.S. pubs - pref. 10s. 1-26.  
One Day's notice, please take new p. (5) 12.15
6. Miss Adams' Medley (Fr.) Explain Liliane's permission - first dance ever dedicated to me! 2 couples; chance each (15) 12.30

Wednesday, August 13.

1. Prep. Music, shoes, list for pianist, dances carefully studied  
Start as promptly as possible. Watch Irma. (5) 11.35
2. Visitor's Dance (O.B.) Reel time. Tell about pivot - stay out, if legs, arms, etc. unfit. Recap. Teach. Dance 1: 2: 3.  
Tune: Any good reel (10) 11.45
3. Miss Adams' Medley 3 couples. T. 1s. 1s. 1: 2s, 2 (if nec), 3s. 1. (15) 12.0
4. Break. Any questions? See Irma. Take new p. (5) 12.05
5. A Man a Man 3 cples. T. 1s. Recap 2s. and 3s. Own Tune (10) 12.15
6. The French Reel (Fr.) TELL Bkr. available - no diagrams: I had to make own. 2 couples. Chance each. Tune - as in Book. (15) 12.13

7. Extra: Miller of Drone. (O.B.) Jig. of that name as tune. 3 cpls. as before (5) 11.35.

Thursday, August 14.

1. Prep. Music, shoes, copies of "Strathclyde." (J.C.M.'s permission?), dances carefully studied. Go early to ask Mr. Leggate if he will collect money. Try to start promptly.

(5) 11.35.

2. ~~Miller of Drone~~ Miller of Drone. (O.B.)  $\sqrt{3}$  cpls. Teach 15x1: 25x2: 35x1.

Own Tune or any good jig. (15) 11.50

3. French Reel. (Fr.). 2 cpls.  $\sqrt{Teach}$  15x1: 25x2. (10) 12.00

4. Break. Queries. (Irma). Take new p. (5) 12.05

5. Welcome to Miss M.  $\sqrt{(Fr)}$ , 2 cpls. Change each. (10) 12.15

6. Strathclyde. (Kerac)  $\sqrt{Explain}$  - cf. J.C.M., Mr. Leggate. Try to teach Strathspey at least. (15) 12.30.

Friday, August 15.

1. Prep. Music, shoes, copies of Strathclyde, dances carefully studied. Try to go early and start promptly.

(5) 11.35

2. The Star. 3 couples.  $\sqrt{T.15}$ , 15x1: 25x2: 35x1 (10) 11.45

3. Strathclyde  $\sqrt{Revise}$  Strathspey. Teach Jig. Try whole dance. One copy only at present from Miss Jones. (20) 12.05

4. Break. Ask if they'd like revised tomorrow instead of new dances. Take new p. (5) 12.10

5. Trip Over Tweed  $\sqrt{Who}$  have done it? 3 couples. As above (10) 12.20

6. The Thistle's Fancy, 3 cpls. Teach carefully - demonstrating where poss. (15) 12.35.

Saturday, August 16.

1. Recap. Music, shoes, list for pianist, if poss., copies of O.B. dances, dances really studied. Try to go early, talk to people: comp Friday. (5) 11.35
2. Carriekfergus. (O.B.) Tell origin. 2 eples. T.B. Change each (10) 11.45
3. Thistle's Fancy. (Fr.). 3 couples. Try change each (10) (12.00)
4. Break. Thanks for buying Strathclyde - could you follow it?  
We'll try it again. Take same p., same place, if you wish (5) 12.05
5. Strathclyde: Revise jig v. 2 chorus, Recap Strathclyde.  
Try once through. (20) (12.25)
6. Over Sea to Skye. Teach, dance T.T.U. (10) 12.35.

Notes for 1978 / Advanced C.I. / Breaks V.A. & FC. (4th Wk).

Difficult Social Dances.

Two to One (J) xxviii - 11

Miss Murray of Lintrose (R) xxvii - 1

Cauld Kail (R) ix - 11

Rosene Reel (R) xxvii - 7.

Pretty Polly (S) xxviii - 2.

+ Younger Hall Dances.

1) Ice-Breaker. 1st Day. Pop Goodtimes (2nd Version)

2nd Day: Polka Trio - Circle Polka.

2) Technique. (A) Arm, body: "Sawty. O.B. 6

B) Stk. Ch. Fwd., back, etc.

c) Pas de Basque - "Two to One xxviii - Flirtation

3) (J) Trip to Glasgow (J) Promenade:

4) Technique: Step-up. Allemande

5) Miss Murray of Lintrose (R) xxvii - 1

Difficult Social Dances

Evan's Jig (J) xxviii - 9.

New Rebronella (R) xxviii - 5

+ Younger Hall Dances & Reqs?

Secondary Dances. First Week.

Sec - Week

N.B. Interpolate difficult Younger Dances, where nec. X = Newly composed

1. R La Russe (Boraci)
2. O Foursome (I-11)
3. S ~~Tripp over Tuesday~~ (O.B.)  
Lady Jean Marriage Reel (X-4)
4. R Mrs. Steward of Farnaloch. (Leather  
Cuckoo's Nest (Bor 3). Reel of Four.
5. O x ~~Younger's Delight~~ (Leather).
6. S Younger or Brack of Busby (IX-8)  
Miss Charlotte Sterling (O.B.)
7. R x ~~Pinswoods Reel~~ (O.B.)
8. O Younger or Borders Reel (XII-4)
9. S Oxton Reel (VI-5)
10. R Red House (VII-2).
11. O Bob Sanders (XVII-9)
12. S x Duchess of Buccleuch (Bor 4).
13. R St. Andrew's Day (XXIV-5)
14. O x Queen Mary's Jig (Leather).
15. S Keep the Country (XIV-6)  
Pinswoods Reel (O.B.)
16. R x Miss Charlotte Sterling (O.B.)

17. O Glasgow C. Dance (XXIII-6).
18. S x Trip over Tuesday (D.B.)  
C.I. contd.
- 6) Technique. Strathpary Trout + Setting
- 7) Cauld Kail (IX-11). Set, turn R.  
Technique. Slip Step.
- R. Bonnie lass of the Bonnie lass of lass
- O. River Cree (VIII-6). <sup>2 R.F.:</sup> Ault Reel. Poussette
- S. Lord Elgin's Reel (XXVI-5) <sup>Ault Reel.</sup> Tom C.
- R. The Drummer (XX-7) <sup>Set turn R</sup> Reel

1. S Tibby Fowler. (VIII-11).
2. O Perth Madley (II-5).
3. R x Ravin' Robin (O.B.)
4. S Adieu, mon Ami (XXIV-11)
5. O x Younger or May Dew (O.B.)
6. R Menzies Reel (VII-6)
7. S x Younger or Lass of Lochgoon.
8. O Younger or Kiss Under Stairs (99M).
9. R Kiss Quick, Michon Comin (XII-6)
10. S Daintie Davie (XI-6).
11. O Lassie of Dunse (XVIII-5)
12. R x Spinning-Wheel (O.B.)
13. S Calceolium Reel (XVI-5)
14. O x Cathie McHarris Jig (Toy Briars).
15. R Reiver (XXII-7).

- Set to C + Reel.
- O. Mousie waltz, (XI-7).
  - S. Mair's Fancy (XXVIII-6) Reels of Four.
  - R. Struan Robertson (XVI-7) <sup>Set turn R.</sup> <sub>Turn C.I. Reel.</sub>
  - O. Frog in Middle. 99M. Pebble D3.
  - S. I'll Gang Nae Mair X-2 <sup>1/2</sup> poussette.
  - R. Circassian Circle I-3 <sup>Leaves</sup> Chain.
  - S. Dance in Introducing Poussette.
  - S. Campsie Glen. ~~Turn~~ O.B. Tourné
- OWN LEVEL.
- include Younger How Dances. About Lin 3 non-Society
- O Perth Madley II-5
  - R Miss Charlotte Sterling. O.B.
  - S Perthshire H'ldrs. XVII-10



Ft. Ex. ~~OB 2~~: // In-Circle Chgrp. Ft. in 1st. Rise sharply on 1st (1); low gear (2, 3, 4).

Then out Ft. OB 5 // Ft. rolling O.B. 7

In Circle: Draw Circle in air with big toe Waltz. O.B. 3,

" " Ft. close, open (toe, then heel: the alt) Killibulgera O.B. 6

Arm. Ex O.B. 5.

Sh. Ex. Circling behind: R. H. alt - no toe movement. 4 Paws each; then 2.

Then alt (as Irish jig).

R. H. grasp L. elbow: Circle wrist: outwd., inwd. No music: then waltz.

O.B. ~~4~~ 2

Activity. Waltzes (4) + Handstep. (2 slow). Then H, or W. alt.

O Devil's Delight. O.B.

V.A. 7 F.C. @ R.S.C.D.S Pubs.

R Red House (vii-2)

E O Trip to Glasgow O.B. ✓

S Yell eye be Welcome vii-4

D R Bleu Ribbon viii-8 ✓

O Bob Sanden xvii-9.

E S Lass of Lochgain O.B. x ✓

R Nat I xxviii-12.

D O Lochanside - Leaflet. ✓

S. Cattie's Rane O.B.

E R Bonnie Lass of Loos O.B. ✓

Hand/Body. Clapping in any direction.

D S ~~Waltz~~ <sup>Sister Leaders</sup> Crucifixion of ~~St. Peter~~ St. Peter O.B. Argyle. X ✓

Ft. Ex: Feet opening, closing in various

E O ~~Rose Marie's Delight~~ <sup>Rose Marie's Delight</sup> O.B. x ✓

rhythms

D R Auld Alliance xxiii-1 ✓

E S Daintie Davie (xi-6) ✓

D O Miss Johnstone Dumfries X ✓

E R What a Beauty xiv-9 ✓

D, S Braes of Atholl vii-7 ✓

E O Leith County Dance xviii-6 ✓

D R Maurecoat Today. X ✓

E S Snowy Feet. O.B. ✓

D O Sodger Ladde xii-9 ✓

E R Nairobi Reel. X ✓

D S Mrs. Garthlain's Struth, 5 Trad - 2 ✓

DANCES FOR INTERMEDIATE

Class 1975

N.B. Stop Prim. lesson promptly at 10.20 or 10.25. Do 1

Ice-breakers. As Advanced 1968 and '69

1. FL Exs. Hls raise (1-2) lower (3-4) 3

beats (5-6) Rest 7-8. Tune: Petronella

2. Ankle Circling. - Waltz.

3. Big Grand Chain - Also "Ice-breaker" 7 5 Youper?

4. Toe, heel (to side, as in Jig) Toe, heel 8 0 Youper?

(in Bra). R. & L.

5. Exs. on FL positions.

Prim. Dances

E O Leslie Jig. Leotat. ✓ X

P. R. Bogas Satale Leotat. ✓

E. S. Aisling man Ami xxiv-11 ✓

A1

Ice Breaker: Grass Chain, when men

steps, get to know vic-a-vic.

B). str. ch. with p. 3 str. ch. fwd., step, close to face p. Slip 8 to own L., getting to know near p.

Technique in Strathpea Time - Circular, Foursome.

(Fourth Week).

1. S. ~~Tibbie Fowler~~ Tibby Fowler.

Perith MacLay. (xi-3).

2. O Year Gileague C. Dance (xxiii-6)

3. R. Lucy Campbell (xvii-7).

4. S. Skorie Miller (xxi-12).

5. O Youper?

6. R. St. Andrew's Day. (xxiv-5).

7. S. Youper?

8. O Youper?

9. R. Ancrum Moor (O.B.).

10. S. Lass of Lochgoin G.B.

FOURTH WEEK.

Ft. Ex. ~~0.8.12~~ // In-Circle Chgrp. Ft. in lb. Rise sharply on toes (1); lower gently (2,3,4).

Then out Ft. 0.8.5 // Ft. rolling 0.8.7

In Circle: ~~Two~~ Circle in air with big toe Waltz. 0.8.3,

" " Ft. close, open (toe, then heel: the air) Killibulgera 0.8.6

Arm. Ex. 0.8.5.

Sh. Ex. Circling behind: R. & L. alt - no toe movement. 4 Bars each; then 2.

Then alt (as Irish Jig).

R. H. grasp h. elbow: Circle wrist: outward, inward. No music: then waltz.

0.8. ~~11~~ 12: 8

Activity. Waltzes (4) + Harelup. (2 slow). Then Alt. on W. alt.

0 Devil's Delight. G.B.

V.A. & F.C. 1/2 R.S.C.P.S Pubs.

R Red House (vii-2)

E O Trip to Glasgow G.B. ✓

S You'll always be Welcome viii-4

S ~~Leithshore H. lara~~ (xvii-10)

D R Bla. Rithin viii-8 ✓

Younger Ft. Exs. Conto. Waltz 8 on Toes, 8 on Hls; 4+4; 2+2, alt.

Suntaton Setting Steps.

Thornycroft 0.8. 4: 8

Tranigomerie

Miss Mulligan

Hooper Jig

Townome

Miss Madair Ruel

Sugar Canoe

Ripper Volunteers

Lady Andrew's Reel

Crates of Edinburgh

Sailor

Two Skins Strathpiper

8. Some.

DANCES FOR INTERMEDIATE

Class 1975

N.B. Stop Prim. lesson promptly at 10.20 or 10.25. Do!

Ice-breakers. As Advanced 1968 and '69

1. FL Exs. Hls raise (1-2) lower (3-4) 3

beats (5-6) Rest 7-8. Tune: Petronella

2. Ankle Circling. - Waltz.

3. Big Grand Chain - Also "Ice-breaker" 7 5 Youper?

4. Toe, heel (to side, as in Jig) Toe, heel 8 0 Youper?

(in Bra). R. & L.

5. Exs. on PE positions.

Primary Dances.

1. Str. Ch. Cumberland Reel. I-11 ✓

2. Pos. Isle of Skye X-7 ✓

3. Strathspey (both steps). Allemande ✓

Jenny's Banbee. ✓ 5-3

4. Slip Step. Pousette ✓

Rock ✓ III-7

5. Corners. Cap. Macdon's Fancy VII-9 ✓

6. Reel of 3. Tibbie Fowler VIII-11 ✓

7. Set, turn + reel. Ye're Welcome VII-1 ✓

8. Set + reel. Midge Wilefire IX-9 ✓

9. Turn C., P. + reel. <sup>sugar Canaic</sup> ~~Miss Mary~~. X-11 ✓

10. Set, turn B. + reel. Gen. Stuart X-3 ✓

P.T.O.

(Fourth Week).

1. S. ~~Tibbie Fowler~~ Tibby Fowler.

Perith MacLay (II-5).

2. 0 Year Glasgow C. Dance (XIII-6)

3. R. Lucy Campbell (XVII-7).

4. S. Skoarie Miller (XXI-12).

5. 0 Youper?

6. R. St. Andrew's Bay. (XXIV-5).

7. 5 Youper?

8. 0 Youper?

9. R. Ancrum Moor (O.B.).

10. 5 Lass of Lochpin G.B.

FOURTH WEEK.

1. R. Mr. Watson's Fav. Gr. 9. Str. Ch; Slip.

Allemande; 4 Horns back. Promenade.

3. 0. River Cree. (VIII-5) Pao; Pous: 2 R, L.

Adv. + ret.

3. 5. Fair. Vols. (VI-24). Str. Trav., Str. Setty.

Circle in Strathspey. Step-up in Str.

6. R. Fairy Dance. (III-6). Step-up in

reel. Set + turn C.

R (Lord Kaily's Reel (O.B.)?)

5. 0. I'll make ye Fair. (VI-10), Set + turn reel.

6. S. Earl of Home. (XII-11) 2 All. Set + reel.

7. 0. Miss Colquhoun Reel (VIC-2) Turn C., P. + reel.

8. B. <sup>→ Find another.</sup> Noe Luck (X-10) Set, turn R + reel.

7. R. My Mother's Comin' In. (XV-1). Double Δ B.

10. S. Village Reel. (XX-4). Pousette right round

P.T.O.

Ft. Ex. ~~0.8.22~~ // In Circle Chgrp. Ft. in  
 Then out Ft. 0.8.5 // Ft. rolling 0.8.7  
 In Circle: ~~Draw~~ Circle in air with big  
 " " Ft. close, open (trav, then back)  
Arm. Ex. 0.8.5.

Sb. Ex. Circling backward: R.H. alt - no t  
 Then alt (as Irish jig).

R. H. grasp h. elbow: Circle wrist: out  
 C.B. ~~0.8.7~~ // 8

Activity. Walks (4) + Handcup. (2 slow).

O Devil's Delight, G.B.  
 R Red House (vii-2)  
 S ~~Yell eye be Welcome~~ (vii-4)  
 S ~~Leithshire H. Lads~~ (xvii-10)

Younger Ft. Exs. Contd. Walk 8 on T

Dunstan Setline Steps.  
 Tommy muck 0.8.4: 8  
 Tronigomine  
 Miss Mulligan  
 Hooper Jig  
 Tossoms  
 Miss Madair Reel  
 Sugar Canie  
 Riffle Volunteers  
 Lady Amelia Reel  
 Crates of Edinburgh  
 Sailor  
 Two Skins Strathguy  
 8. Some

INTERMEDIATE CLASS.

Try to get Younger Hall progs, as soon as possible. Do NOT go back on Social and Younger Dances.

ASK who know dances before teaching them.

S. Braer of Mellinish xxv-2

O Buchan 8 - Some xxi-8

R. Captain Mc Bride xx-1

S Balquidder Strath. xxiv-2

O Midaleton Medley ✓ xxii-6

R Kingussie Flower ✓ xvi-6

S. I'll gang nae Mair xv-2

O Just as I was xxix-3

Younger Hall.

R

S

O

R

S Lady Auckland. xviii-2

O Miss Nancy xiv-5

R Cadgers ix-10

S Mongymusk xi-10


Younger Hall

O

R

S

O



SECONDARY DANCES. (Third Week)

1 R. (10) La Ruse.

20

3 S. ~~A Ha~~

4 R. Mrs. Stewart of Faanaloich.

5 O. Foursome.

6 ~~5~~ Younger?

7 ~~8~~ Younger? Pinewoods Reel.  
Mrs Stewart of Faanaloich.

8 O. Younger?

9 ~~8~~ Miss Charlotte Sterling (O.B.)

10 R. Red House (VII-2)

11 O. Queen Mary's Sig. (Lodger).

PRIMARY DANCES. THIRD WEEK.  
Gr. 7.

1. O. Lady Cath. Bruce, Sk. Ch: Slip:

allemande: fig. of 8, 4 H rear, back

2. R. Abernethy Lassie, (101-1) Pas: Pous.

2 different turns (handing).

3 S. Grant's Reel, (XIV-2) Str. Trav., setting.

Back to back. On prog 10th. Aug.

4 R. Fight about Fireside (I-10). Step-up:

set 1 turn corner: reel across dance.  
(Miss Fisher's Reel (O.B.)? Drummer Boy (O.B.)?)

5. S. Louisa Knot (VIII-4) Set + turn + reel

6. O. Moulinet (XI-7) Set + reel.

7. S. Strathgairs (XIII-7) Turn C, P, + reel.  
~~Superior~~ You'll say be welcome (VII-4)

8 R. Gen. Stuart (X-3). Set, turn R, + reel.

9. S. Allshellach (XXII-2). Tournée

10. O. Kentou's H'pipe (Gr. 22). Lotion chain.

(Maybe take No. 6?)

(Fourth Week).

1. S. ~~Tibbie Fowler~~ Tibby Fowler.

Perith MacLay. (II-3).

2 O. Year Glasgow C. Dance (XXIII-6)

3 R. Lucy Campbell (XVII-7).

4 S. Stearie Miller (XXI-12).

5 O. Younger?

6 R. St. Andrew's Day. (XXIV-5).

7 S. Younger?

8 O. Younger?

9 R. Ancrum Moor (O.B.).

10 S. Lass of Lochgoin O.B.

FOURTH WEEK.

1. R. Mr. Watson's Fav. Gr. 9. Sk. Ch: Slip.

allemande: 4 H rear back, Promenade.

2. O. River Cree. (VII-5) Pas: Pous: 1/2 R. H.

Adv. + ret.

3 S. Fair Vols. (VI-24). Str. Trav., Str. Settg.

Circle in Strathspay. Step-up in Str.

4. R. Fairy Dance. (III-6). Step-up in

reel. Set 1 turn C.

5. O. I'll mak' ye fawn. (VI-10), Set + turn + reel.  
R (Lord Killybegs Reel (O.B.)?)

6. S. Earl of Home. (XII-11) 1/2 All. Set + reel.

7. O. Miss Colquhoun Reel (VIC-2) Turn C, P, + reel.

8. S. Noe Luck (X-10) Set, turn R + reel.  
Find another.

9. R. My Mother's Comin' In. (XV-1). Double Δ O.

10. S. Village Reel. (XX-4). Pousette right round

Bonnie Anne.

1-16. All dance Petronella.

17-32. Ladies' Solo; 1st. woman set to and turn 1st man, As she turns, others <sup>step</sup>  
1st. w. set & turn 2nd m: 2nd " " " " " " " " " " " "

1st w. set; turn 3rd m: 2nd w. set; turn 2nd m: 3rd w. set & turn 1st m " " " "

1st w. set; turn 4th m: 2nd w. set; turn 3rd m: 3rd w. set & turn 2nd m: 4th w. set & turn 1st m.

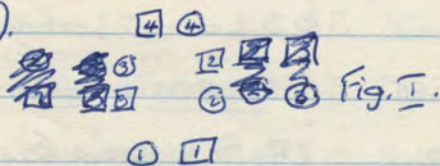
33-40. Women dance behind 4th. m., in front of 3rd. m. (3rd. & 4th. women cross here)

1st. & 2nd. women cross behind 2nd. m. and cross.

41-48. All set twice and turn p. to allemande pos.

49-64. Form sq., as in Fig. I. 1st. turn by R., 2nd. turn by L., 3rd. by R., 4th. by L.

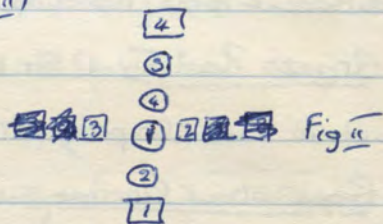
(4 bars each).



Men's Solo.

65-68. Men in and turn to face p.

69-72. Set to p. and form straight line (Fig II)



73-80. Men's reel of four.

81-88 All set twice and turn p. to original positions.

89-96 Roundabout pousette 1st. & 2nd., 3rd. & 4th.

Woman. Bonnie Kate (xvii-8). Lady of the Lake (xxv-8). Lizzie wi Yellow (viii-10)

Mrs. Stenow of Paenodloch (Ladice) (Sleepy Maggie (xi-5) Wickows (xix-<sup>2</sup>)

Fadhla Beauty (iv-11) Merry Dance (iv-2)

15.8.68.

Change of Dances.

1976.

NOTE I took "Mixing" activities 2 Days.

Ice-breaker. ~~Come under My Plaidie (G.B).~~ Four Meas (G.B). ~~Fride Polka (G.B).~~  
~~Visitors' Dance (G.B).~~ Circle Polka (G.B). Comin' Thro Rye (G.B)

~~Big Circle (G.B).~~

Legacy: Bleu Ribbon (VIII-8). Bonnie Gordon's Wig (99M). Drops of Brandy (I-7).  
Old Nick's Lumber Room  
Kinky Shal'cher (XXVI-6<sup>3</sup>). Jenny's Bamboo (V-3). Machine Without (XII-12).

Punch Bowl (V-5). Sock Bonnet (X-9) Taitan Plaidie (VII-8). Theater Hoose (XV-11).

Greg's Pipes (II-8) New-Rigged Ship. (IX-7). Strathglen House (XIII-9) Super Connie (XXVI-9)  
Wild Goose (XXIV-3).

What Said. Campbell's are Comin' (XXV-10). Color Row (V-12). Come Ashore (VII-7).

① What a Beau (XIV-9) This is no' Ain Hoose (XV-9)

~~Drops of Brandy (I-7)~~. Ha'ho! Woorin O' (100). Happy Returns (99M). Hoote to Wedding (XXV-6)

I came back to (XXIV-7) Saw Ye my wee Thing? (XXV-9) Thord' Noe huck (X-10).

What Happen  
Ye'll aye be Welcome (VII-4).

What aad with is. Fight about Firside (I-10). Happy Returns (99M). Highlander Kissed

Mother (100) Jenny saw the Weaver (XII-5). A Kiss for Nothing (XIII-6). Kiss under

stairs (99). Lamb Skinnit (XIV-12). A Mile to Ride (XXVI-2). Miss Nancy Brown (XIV-5)

Old Thoughts (99M). Off She Goes (VIII-12). Quiet & Shy (XX-10). Tooken Home (XVI-6)

Trip to Aberdeen (XVII-1) Triumph (I-2). What You Please (99M). Royal Visit (99)

Royal Visit (99) Fly not Yet. (Vic 8)

Man: Admiral Nelson (XIX-4) Captain White (100) The Chapman (XXV-2) Dainty Davie (XI-6)

(Earl of Home (XII-11) Prince of Wales (III-1). Prince Edward (100) The Cleve Lad (XII-8)

Willie wi' Taw Taws (XIV-1)



For Alkali -

CLASS.

Long narrow reel: phrasing word wrong - personal experience  
Selfish behaviour in set - not stepping down - responsibility of teacher

V.A. and F.C. Class, St Andrews

1975. Fourth Week. 5 lessons

of 1 hr. each = 5 hrs = 24 dances

approximately. Very little technique

REMEMBER to tick (✓) dances taught

Ask for Reqs. (Bks. 1-26 preferably).

1. E O Miller of Drone O.B. ✓

2. D R Caledonian. O.B. ✓

3. E S A Man's a Man. O.B. ✓

4. D O Strathclyde. Leaflet. ✓

5. E R The Star. O.B. ✓

6. D S (Req) or Miss Devan's Reel (20-6)

7. E O Miss Adams Mealey (Fr.) ✓

8. D R Charlotte Sterling O.B.

9. E S Why in Such Haste? O.B. ✓

10. D O (Req) or Border Reel (12-4)

11. E R Yon Toon. O.B.

12. D S Lerwick Reel.

13. E O (Req) or Carrickfergus O.B.

14. D R The French Reel ~~O.B.~~ (Fr.) ✓

15. E S Welcome to Miss M. (Fr.) ✓

\* In large hall, Miss M. litter 1st. cplc to finish reel of 4, together in middle, Book 24 / on own side facing up

Bk. xxiv The Sailor. Bar 1-2. Slip Change!

"I come Buckle To" Bar 4 - "Cast up", i.e. Turn out.

Dances taught by Miss Milligan.

2nd. Week: Triumph; Miss Henderson

of Fordel; Banks of Clyde; Oxton Reel.

Dumbarton Drums; Scots Bonnet;

Miss Scott's Strathspey; Foulie Reel.

Princess Royal; Largo Low; Miss

Clemy Stewart; Kiss Quick; Brae

of Busby; La Tempête; Lords of

Tain (leaflet). Queen's Welcome

Eight Men of Maidart, Haughes of

Cromdale. Ye're Welcome, Chanlay

Strait.

16. D O Robert Miller's Jig O.B.

17. E R (Req) or Miss Murray of Octh. (11-12)

18. D S Drumtochty Glen (O.B.)

19. E O (Req) or Lady Belhaven's Reel (O.B.)


20. D. R (Req) or The Auld Alliance (23-1)

21. E S (Req) or Trip over Tweed O.B. ✓

22. D O The Thistle's Fancy (Fr.)

23. E R (Req) or What a Bean (14-9)

24. D. S (Req) or Braes of Alholl (8-7)



# ARITHMETICAL TABLES

<p style="text-align: center;"><b>Numeration Table.</b></p> <p>Units ..... 1 Tens ..... 12 Hundreds ..... 123 Thousands ..... 1234 Tens of Thousands.....12,345 Hundreds of Thousands.....123,456 Millions .....1,234,567 Tens of Millions.....12,345,678 C. of Millions.....123,456,789</p>	<p style="text-align: center;"><b>Avoirdupois Weight.</b> For all Goods except Gold, Silver, and Jewels.</p> <p>16 Drams.....1 ounce .....oz. 16 Ounces.....1 pound .....lb. 14 Pounds.....1 stone .....st. 28 Pounds.....1 quarter .....qr. 4 Quarters.....1 hundredweight cwt. 20 Cwt.....1 ton .....tn.</p>	<p style="text-align: center;"><b>Imperial Dry Measure.</b></p> <p style="text-align: right; font-size: small;">Avoird. of Water—lb. or</p> <p>2 Glasses.....1 noggin = 0 5 4 Noggins.....1 pint = 1 4 2 Pints.....1 quart = 2 8 4 Quarts.....1 gallon = 10 0 2 Gallons.....1 peck = 20 0 4 Pecks.....1 bushel = 80 0 8 Bushels.....1 quarter =640 0</p>
<p style="text-align: center;"><b>Sterling Money Table.</b></p> <p>4 Farthings..... 1 penny d. 12 Pence..... 1 shilling s. 2 Shillings..... 1 florin 2 Shillings &amp; sixpence 1 Halfcrown 5 Shillings..... 1 crown cr. 10 Shillings..... 1 half sov. 20 Shillings, 1 sov. or 1 pound £ 21 Shillings..... 1 guinea</p>	<p style="text-align: center;"><b>Hay and Straw Weight.</b></p> <p>36 lb. Straw.....1 truss 56 lb. Old Hay.....1 truss 60 lb. New Hay.....1 truss 36 trusses.....1 load</p>	<p style="text-align: center;"><b>Square Measure.</b></p> <p>144 Square inches.....1 square foot 9 Square feet.....1 square yard 30½ Square yards.....1 square pole 40 Square poles.....1 rood 4 Roods.....1 acre</p>
<p style="text-align: center;"><b>Arithmetical Signs.</b></p> <p>+ Plus; sign of addition - Minus; sign of subtraction × Sign of multiplication ÷ Sign of division = Sign of equality ∴ Sign of proportion √ Sign of the square root ∛ Sign of the cube root ° Degree, 'minute, "second Therefore</p>	<p style="text-align: center;"><b>Long or Lineal Measure.</b></p> <p>12 Lines.....1 inch .....in. 12 Inches.....1 foot .....ft. 3 Feet.....1 yard .....yd. 2 Yards.....1 fathom .....f. 5½ Yards.....1 Pole 40 Poles.....1 furlong .....fur. 8 Furlongs or 1760 yds., 1 mile</p>	<p style="text-align: center;"><b>Table of Motion.</b></p> <p>60" Seconds.....1 minute 60' Minutes.....1 degree 30° Degrees.....1 sign 12. Signs, or 360°...the circle of the earth</p>
<p style="text-align: center;"><b>Troy Weight.</b> For Gold, Silver, and Jewels.</p> <p>24 Grains.....1 pennyweight, dwt. 20 Pennyweights...1 oz. ....oz. 12 Ounces.....1 pound.....lb.</p>	<p style="text-align: center;"><b>Cloth Measure.</b></p> <p>2½ Inches.....1 nail 4 Nails.....1 quarter of a yard 4 Quarters.....1 yard</p>	<p style="text-align: center;"><b>Table of Time.</b></p> <p>60 Seconds.....1 minute 60 Minutes.....1 hour 24 Hours.....1 day 7 Days.....1 week 4 Weeks.....1 month 365 Days.....1 year 366 Days.....1 leap year 52 Weeks.....1 year 12 Calendar or 13 Lunar Months   1 Year</p>
<p style="text-align: center;"><b>Apothecaries' Weight.</b> For Mixing Medicines.</p> <p>20 Grains.....1 scruple .....scr. 3 Scruples.....1 dram .....dr. 8 Drams.....1 ounce .....oz. 12 Ounces.....1 pound .....lb.</p>	<p style="text-align: center;"><b>Solid or Cubic Measure.</b></p> <p>1728 Cubic inches.....1 cubic foot 27 Cubic feet.....1 cubic yard 24½ Cubic feet.....1 solid perch mason's work 12½ Cubic feet.....1 solid perch brickwork</p>	<p style="text-align: center;"><b>Table of Time.</b></p> <p>60 Seconds.....1 minute 60 Minutes.....1 hour 24 Hours.....1 day 7 Days.....1 week 4 Weeks.....1 month 365 Days.....1 year 366 Days.....1 leap year 52 Weeks.....1 year 12 Calendar or 13 Lunar Months   1 Year</p>
<p style="text-align: center;"><b>Imperial Heaped Measure.</b></p> <p style="text-align: right; font-size: small;">Lbs. Avoird. of Water.</p> <p>8 Gallons.....1 bushel .....= 80 3 Bushels.....1 sack .....= 240 12 Sacks.....1 chaldron .....=2880</p>	<p style="text-align: center;"><b>Days in the Month.</b></p> <p>Thirty days hath September, April, June, and November, All the rest have thirty-one, Excepting February alone, Which has but twenty-eight days clear, And twenty-nine in each leap year</p>	

## MULTIPLICATION TABLE.

2	3	4	5	6	7	8	9	10	11	12
Times	Times	Times	Times	Times	Times	Times	Times	Times	Times	Times
1 are 2	1 are 3	1 are 4	1 are 5	1 are 6	1 are 7	1 are 8	1 are 9	1 are 10	1 are 11	1 are 12
2 - 4	2 - 6	2 - 8	2 - 10	2 - 12	2 - 14	2 - 16	2 - 18	2 - 20	2 - 22	2 - 24
3 - 6	3 - 9	3 - 12	3 - 15	3 - 18	3 - 21	3 - 24	3 - 27	3 - 30	3 - 33	3 - 36
4 - 8	4 - 12	4 - 16	4 - 20	4 - 24	4 - 28	4 - 32	4 - 36	4 - 40	4 - 44	4 - 48
5 - 10	5 - 15	5 - 20	5 - 25	5 - 30	5 - 35	5 - 40	5 - 45	5 - 50	5 - 55	5 - 60
6 - 12	6 - 18	6 - 24	6 - 30	6 - 36	6 - 42	6 - 48	6 - 54	6 - 60	6 - 66	6 - 72
7 - 14	7 - 21	7 - 28	7 - 35	7 - 42	7 - 49	7 - 56	7 - 63	7 - 70	7 - 77	7 - 84
8 - 16	8 - 24	8 - 32	8 - 40	8 - 48	8 - 56	8 - 64	8 - 72	8 - 80	8 - 88	8 - 96
9 - 18	9 - 27	9 - 36	9 - 45	9 - 54	9 - 63	9 - 72	9 - 81	9 - 90	9 - 99	9 - 108
10 - 20	10 - 30	10 - 40	10 - 50	10 - 60	10 - 70	10 - 80	10 - 90	10 - 100	10 - 110	10 - 120
11 - 22	11 - 33	11 - 44	11 - 55	11 - 66	11 - 77	11 - 88	11 - 99	11 - 110	11 - 121	11 - 132
12 - 24	12 - 36	12 - 48	12 - 60	12 - 72	12 - 84	12 - 96	12 - 108	12 - 120	12 - 132	12 - 144