



# THE TARTAN TRACK

SET OF DANCES  
( Reel, Jig, & Strathspey )

MUSIC composed by Beryl S. Johnston  
DANCES devised by Anna Campbell Holden

**TO COMMEMORATE  
THE COMMONWEALTH GAMES SCOTLAND 1970**

The Dances incorporate the ideas of the Tartan Track, the Cross  
of St. Andrew and the Right Hand of Fellowship.



# THE TARTAN TRACK

## REEL

*1st Tune*

1st Dance (see page 4)

The first system of musical notation consists of two staves. The upper staff is in treble clef with a key signature of one sharp (F#) and a common time signature (C). It contains four measures of music with eighth and sixteenth notes. The lower staff is in bass clef with the same key signature and time signature, featuring a bass line with eighth notes and chords.

The second system of musical notation consists of two staves. The upper staff continues the melody from the first system. The lower staff continues the bass line, showing a mix of eighth notes and chords.

The third system of musical notation consists of two staves. The upper staff features a repeat sign (double bar line with two dots) in the second measure. The lower staff continues the bass line with chords and eighth notes.

The fourth system of musical notation consists of two staves. The upper staff continues the melody. The lower staff continues the bass line with chords and eighth notes.

The fifth system of musical notation consists of two staves. The upper staff continues the melody. The lower staff continues the bass line with chords and eighth notes. The system concludes with a double bar line and repeat dots.

# THE TARTAN TRACK

## REEL

### *2nd Tune*

1st Dance (see page 4)

The musical score is presented in five systems, each with a treble and bass clef staff. The key signature is one sharp (F#) and the time signature is 2/4. The first system contains four measures. The second system also contains four measures. The third system contains four measures, with a repeat sign at the beginning of the second measure. The fourth system contains four measures. The fifth system contains four measures, ending with a double bar line and repeat dots. The melody is primarily in the treble clef, while the bass clef provides harmonic support with chords and single notes.

# Dance No. 1

## REEL

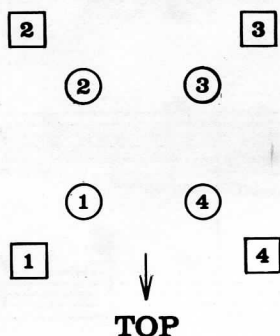
A Set dance for 4 couples, beginning in the position of the Cross of St. Andrew, as in FIG. 1.

### FIG. 1.


Bars.

- 1-8 Coupé Pas de Basque Right and Left to Partners (4 bars) and turn Right hand (4 sk. change of step), finishing men giving Left hand into centre to form wheel in shape of St. Andrew's Cross, lady giving her left hand into partner's right.
- 9-16 All wheel counter-clockwise, to finish facing partner as in Fig. 1.
- 17-24 Turn partner Right hand once round  
All 4 men, left hands across  $1\frac{1}{2}$  times to finish facing opposite lady.
- 25-32 Turn opposite lady Right hand once round  
All 4 men, Left hands across  $1\frac{1}{2}$  times to finish facing partners

### FIG. 1



### FIG. 2



### FIG. 2.

- 1-8 Men following partners, all dance counter-clockwise in circle (8 sk. change).
- 9-16 Eight hands round to R. (16 slip steps) to finish in a normal square set.
- 17-20 1st and 3rd couples,  $\frac{1}{2}$  Rights and Lefts.
- 21-24 2nd and 4th couples,  $\frac{1}{2}$  Rights and Lefts to finish as in Fig. 2.
- 25-28 1st and 3rd women, then 2nd and 4th women, change places (R.H.)
- 29-32 1st and 3rd men, then 2nd and 4th men, change places (L.H.).

## DANCE No. 1 (continued)

## FIG. 3.

- 1-8 1st and 3rd couples, Advance and Retire, then  
2nd and 4th couples, Advance and Retire, PROMENADE HOLD.
- 9-16 All set and turn partner (R.H.) then  
All set and  $\frac{1}{2}$  turn corner, (R.H.) to finish facing into circle in corner position, promenade hold  
with Corner, Fig. 3.
- 17-24 All Advance and Retire, then turn Corner right hand into position for Reels of Four. Fig. 4.
- 25-32 Reels of Four, to finish in positions in Square Set.  
Couples 1 and 3 reel for 6 steps, men then allow ladies out in front of them on Bars 7 and 8.

FIG. 3

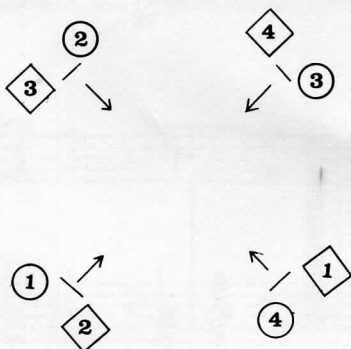
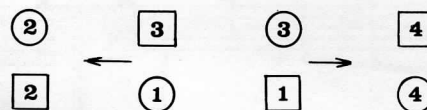


FIG. 4



## FIG. 4.

- 1-8 Coupé Pas de Basque Right and Left to Partners and turn with the Right Hand.
- 9-16 Coupé Pas de Basque Right and Left to Corner, and turn Corner Right Hand.
- 17-24 All skip change of step once round clockwise in Circle, ladies following partners.
- 25-32 Eight hands once round to the Left.



# THE TARTAN TRACK

## JIG

### *1st Tune*

2nd Dance (see page 10)

The first system of musical notation consists of two staves. The upper staff is in treble clef with a key signature of one flat (Bb) and a 6/8 time signature. It contains four measures of music, primarily consisting of eighth and sixteenth notes. The lower staff is in bass clef with the same key signature and time signature. It contains four measures, starting with a 7 7 chord and followed by quarter notes and chords.

The second system of musical notation consists of two staves. The upper staff continues the melody from the first system. The lower staff features a series of chords in the first measure, followed by quarter notes and chords in the subsequent measures.

The third system of musical notation consists of two staves. The upper staff shows a continuation of the melody. The lower staff includes a double bar line with repeat dots, followed by a change in the bass line to a series of chords.

The fourth system of musical notation consists of two staves. The upper staff continues the melodic line. The lower staff consists of a series of chords throughout the four measures.

The fifth system of musical notation consists of two staves. The upper staff continues the melody. The lower staff features a series of chords, ending with a double bar line and repeat dots.

# THE TARTAN TRACK

## JIG

### 2nd Tune

2nd Dance (see page 10)

The first system of musical notation consists of two staves. The upper staff is in treble clef and the lower staff is in bass clef. Both staves are in the key of B-flat major (two flats) and 6/8 time. The music begins with a treble clef, a key signature of two flats, and a 6/8 time signature. The melody in the treble staff starts with a quarter note G4, followed by eighth notes A4, Bb4, and C5. The bass staff provides a rhythmic accompaniment with a 7-measure rest followed by eighth notes G2, A2, Bb2, and C3.

The second system of musical notation continues the piece. The treble staff features a melody of quarter notes G4, A4, Bb4, and C5, followed by eighth notes D5, E5, and F5. The bass staff continues with eighth notes G2, A2, Bb2, and C3, followed by a 7-measure rest and then eighth notes D2, E2, and F2.

The third system of musical notation includes a repeat sign. The treble staff has a melody of quarter notes G4, A4, Bb4, and C5, followed by a half note D5. The bass staff has a bass line of quarter notes G2, A2, Bb2, and C3, followed by a half note D2. A repeat sign appears after the first measure of the second measure in both staves.

The fourth system of musical notation continues the piece. The treble staff has a melody of quarter notes G4, A4, Bb4, and C5, followed by eighth notes D5, E5, and F5. The bass staff has a bass line of quarter notes G2, A2, Bb2, and C3, followed by eighth notes D2, E2, and F2.

The fifth system of musical notation concludes the piece. The treble staff has a melody of quarter notes G4, A4, Bb4, and C5, followed by eighth notes D5, E5, and F5. The bass staff has a bass line of quarter notes G2, A2, Bb2, and C3, followed by eighth notes D2, E2, and F2. The system ends with a double bar line.

# THE TARTAN TRACK STRATHSPEY

## *1st Tune*

3rd Dance (see page 11)

The musical score is presented in five systems, each consisting of a grand staff with a treble and bass clef. The key signature is one sharp (F#) and the time signature is common time (C). The notation includes various rhythmic values such as eighth and sixteenth notes, as well as rests and dynamic markings. The piece concludes with a double bar line and repeat dots.



# THE TARTAN TRACK STRATHSPEY

## 2nd Tune

3rd Dance (see page 11)

The musical score is written for piano in common time (C). It consists of five systems of music, each with a treble and bass staff. The first system begins with a treble staff containing a series of eighth and sixteenth notes, and a bass staff with chords. The second system continues the melody in the treble and accompaniment in the bass. The third system features a triplet of eighth notes in the treble staff. The fourth system continues the melody and accompaniment. The fifth system concludes with a triplet of eighth notes in the treble staff and a double bar line with repeat dots. A 'Da Capo' instruction is at the bottom right.

*Da Capo*

# Dance No. 2

## JIG

**Progressive dance for 4 couples in a Longwise Set.**

**Bars.**

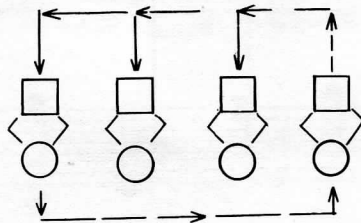
- 1-4 All 4 couples turn partner R. H.
- 5-8 1st Couple with 2nd, 3rd couple with 4th, 4 hands once round, 2nd and 3rd couples breaking with partners to flow into
- 9-14 8 hands once round (12 slipping steps).
- 15-16 All 4 couples Petronella turn (2 Pas de Basque) to finish in line facing partner down centre of dance.  
Fig. 1.
- 17-20 Set to partner (2 P. de B.), turn into wrong side of dance (2 P. de B.).
- 21-22 Set to partner and
- 23-24 Turn partner, right hand and 2 skip change of step into position for a Four Couple Poussette. Fig. 2.
- 25-32 1st Couple Poussette to bottom of dance, dancing out to men's line of dance to begin.  
All other couples dance out to women's line and finish one place up.

Repeat with new top couple.

**FIG. 1**



**FIG. 2**



# Dance No. 3

## STRATHSPEY

A Set dance for 4 couples, in a square set position.

FIG. 1.

- Bars  
 1-8 Eight hands round in Circle to Left. On 4th step, men dance in to give Left hands across, while retaining partners with their right.  
 All wheel back counter-clockwise, to finish in a circle of eight on the last step.
- 9-16 Eight hands round in Circle to Right, women dancing in on 4th step to give Right hands across.  
 All wheel back clockwise, to finish in original positions.
- 17-24 Highland Schottische setting to partners, and turn two hands, to finish facing counter-clockwise in Allemande position.
- 25-32 Allemande round in Circle for 7 steps then turn lady into position as for FIG. 2.

FIG. 1

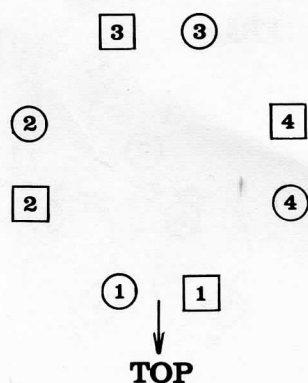


FIG. 2

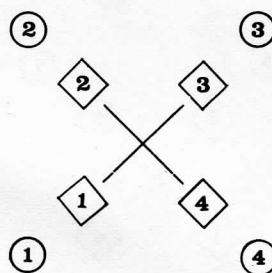


FIG. 2.

- 1-4 Ladies Right hands across once round.  
 Men dance round outside, counter-clockwise, Half-way. Fig. 3.
- 5-8 Turn opposite lady twice, Left hand.
- 9-12 Repeat Bars 1-4.
- 13-16 Turn Partners  $1\frac{1}{2}$  times to change places.
- 17-32 Repeat Bars 1-16 with men forming wheel and women on outside, but finishing in original square set.

*(continued overleaf)*



## DANCE No. 3 (continued)

## FIG. 3.

- 1-8 All four women, Rights and Lefts (1st to 2nd  
3rds to 4ths)
- 9-16 All four men, Rights and Lefts (1st to 4th  
3rd to 2nd)
- 17-24 1st and 3rd couples, Strathspey Poussette.  
(1st man with 3rd lady  
1st lady with 3rd man)
- 25-32 2nd and 4th couples, Strathspey Poussette, similarly.

FIG. 3

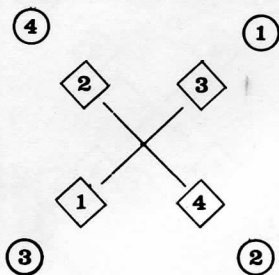
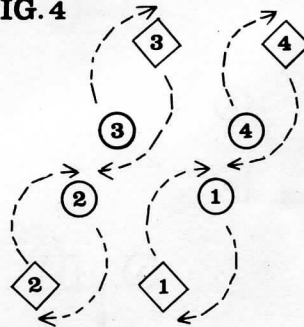


FIG. 4



## FIG. 4.

- Bars.
- 1-8 1st and 4th couples } 4 hands across and back.  
2nd and 3rd couples }  
—to finish, men back to back in the centre, facing own partner, as in Fig. 4.
- 9-16 Reels of Four, finishing as they started.
- 17-24 Highland Schottische Setting to partner, turn Right hand into square set position.
- 25-32 Eight hands round and back again.