



FA/1/9

UNIVERSAL



Exercise Book



ST. ANDREWS. AUGUST 1961. PRELIMINARY CERTIFICATE.

N.B. Previous week, get list of candidates from M.H.

Go over applic. forms, make up roll-book, and check following:

- A). ~~Q~~ Date of joining Society (before Sept. 1961).
- B). Classes attended (minimum 2 years). } Note letters
- C). Classes taught.
- D). If re-sit, not later than May 1962.

List unsatis. forms, not those to whom I require to speak: those incomplete, etc. (See M.H. where nec.).

B.6 Dumbarton Drum³, V-2, Str. Ch. ~~Reel of 3 (and)~~ ^{Down, up} Allemande up: down ~~set 3~~
 Isle ✓ Tues.

J.7 Winton 4 ✓ V-6 Str. ~~Reel~~ Slip: 4 round, 4 off, down, up. ~~poss.~~

J.5 Mayhew ✓ Wed. XI-12 Str. ~~Reel~~: Slip: Step: up: 4 across: Ryt.

B.5 Circarion 2 I-3 Str. ~~Reel~~: Ryt.: Lod. chains: Pougette.

S.5 ~~Forbes~~ ^{Packer} 3 v Mon. XI-11 Str. ^{Down, up} Tr.: Ryt.: Allemande: 6 round.

S.5 Grant Ross ✓ ² Thurs XIV-2 Str. Tr.: Set: Down Up: Back to back: Ryt. ^{Step up}

S.6 Monymusk 2 ~~2~~ 1 XI-2, Str. Tr.: Set: Reel of 3: ~~set 3, 3~~ Ground ^{step up}

J.6 Merry Dancer 2 v Friday. IV-2, Str. ~~Reel~~: Slip: Str. ~~Consent~~ Reel. ^{step up}

J.5 Light Airy 3 ~~set~~ IV-5 Str. ~~Reel~~: Down, up. All. to General Tangle, R.

J.7 Earl of Home 2 v ^{4 3} Sat. XII-11 Str. Tr.: Str. ~~Set~~. ^{Down, up, Step up} All. to C. Settle Consent + Reel

S.6 Strathglan House ^{10 2} Mon. 1 VIC-9 Str. Tr.: Str. ~~Set~~: Ground: Tyle, P. ^{Step up} Adv. rctic

Packer of Athol's. v Mon.

S.5 Tibbie Fowler ~~2~~ 2 VIII-11 Str. Tr.: Str. ~~Set~~: 6 round: Reel of 3 Ryt.

REELS

STRATHSPEYS

Triumph I ✓✓
 Bass of Livingstone viii ✓✓
 Bob o' Fettercairn vi ✗ ✓
 White Cockade v ✓✓
 Yere welcome, Ch. Stuart vii ✓✓
 Princess Royal ii ✓✓
 The Nut i ✓✓
 Miss Clemy ix ✗
 Rock and the Wee Pottle iii ✓
 Knit the Pocky xi ✓
 Dunbarton Drums v ✓
 Queen's Welcome iv ✓
 Fight about Firsides i ✓
 Seat's Bonnet x
 Sleepy Maggie xi
 Culloden's Fancy v
 Fly not Yet vii
 Black Dance xii
 Jenny dang xii
 Cumberland i

Mrs. Graie's Fancy ix ✓✓
 Delvinceride ii ✓✓
 Tartan Plaidie viii ✓✓
 The 92nd, iv ✓✓
 Jenny's Bawbee v ✓✓
 Eainr, Volantson vi ✓✓
 Infare x ✓✓
 Lover's Knot viii ✓
 Maggie's Bowden x ✓
 Glasgow Flourish xi ✓
 Painty Davie xi ✓
 Lennoxlove vi ✓
 Camp of Pleasure xv ✓
 Ca' the Yowse xvii
 Greig's Piper ii
 Scottish Ramble vi
 Tallochgorm viii
 Reel of Glanis xii
 Jimmy's Fancy xiv
 Invercauld's Reel xi

FROM CROFT TO CASTLE. Scottish Country Dance Soena. Approximate time 15 mins.

Dance	Repetitions.	Dancers	Dress.	Properties.	STAGE - See below.
The Village Maid or other suitable Lady's Solo	Omit Step 3 of Village Reel. * See below	1 (or not more than 3) women.	Simple cotton dress or short white dress	A spinning wheel. A wooden chair or stool.	
The Laird of Docharl. MacNab Leaflet No. 4.	Once through.	4 men, 3 women.	Men: kilts, white shirts. Women: white blouses, tartan skirt, or white dress	—	
The Shepherd's Crook. McNab leaflet No 1.	Tune: Lady Milli- cent's Favourite. Once through , 3 times, without repeats	1 man, 2 women.	Man: kilt, white shirt, plaid opti- al. Women as Village Maid,	Shepherd's Crook. Piece of unspun wool.	
The Rock and the Wee Pickle Tow. S.C.D. Bk. 3 No. 7	4 Times. *	4 couples.	As above.	—	
The Weaving Lilt. McNab Leaflet No 1.	Omit Figure #1. * 88-96 bars altogether.	8 Women.	White blouses, full "peasant" skirts. Bare feet, aprons optional.	A length of cotton, e.g. a sash.	
The Mantua Makers. Hugh Foss leaflet of Pat name	4 Times. *	4 couples	As for "The Rock"	A tartan cape.	
Neispath Castle S.C.D. Book 22 - No 9	3 Times.	The Laird, the Village Maid and 2 couples from castle.	Full Highland evening dress for all.	—	
	* dance could be shortened more.	To give time for change of dress, and a rest; mini- mum required is 9 Men, 17 Women	But could be danced through- out in informal S.C.D. kilts, white dresses		Arrows indicate where dancers enter and exit.

N.B. Prefer to, but do not follow slavishly last year's scheme.

Wednesday, Aug. 9.

1. Prep. Music, shoes, notes for Machine, Circassian, Birka?

see Miss M. about French couple. Tray for Castor Oil.

9.25

2. Business. Greeting. Consult any one necessary. Lift at

11.45?

(5)

9.30

3. Dancing. A) Rev. pos. quickly.

B) Foot-circling. In circle, hands joined.

C) Str. ch. Coach carefully and individually.

D) Pas-de Basque. Coach.

E) Isle of Skye. 3 couples. Change each.

F) Linton Ploughman. 2 " " " change

over at 2nd. repet.

} 5

} Give one
technique for
~~each~~ most common
Pair. (15)

} (15)

10.5.

4. Teaching. A) Take partner. Taller teach smaller

str. ch. Crits.

B) Lady teach man Pas-de-basque. Crits.

C) Divide into 2 groups.

1.) Miss Robertson teach 'Isle'

2.) Miss Snowden " " Linton Ploughman.

} (15)

} (10)

Crits (5).

10.35.

Break. Start Promptly.

A) Machine. Acc. to notes. 3 couples. Change each (15)

1. Teach B) Circassian Circle. Acc. to notes (10)

C) Strathspey Travelling. Acc. to notes (10)

11.25.

~~2. Birks~~ ~~3 samples~~ ~~Change each Acc. to notes (1st)~~

2. Teaching. (2 groups)

- A) Miss Stone teach "Pousrette" } (10)
B) Miss Van Tooren teach "Isle" Bars 9 to end }

Crits (5)

11.40

3. Theory. Discuss "Points to Stress" in Teaching Technique (5) 11.45

4. Question?

(5)

11.58

Thursday, Aug. 10.

1. Prep. Music, shoes, notes for "Grain's Reel", & "Money music".

Dancer studied! Map for floor. Start promptly.

Greeting.

(5)

9.30

2. Dance: A) Toe, heel in 4th. R. cont., then L.

B) Strathspey Traw. Coach.

C) Machine. 3 eplac. T.T.U.

Change over at 3rd. rept.

D) Circassian. Round Hall. T.T.U.

Change over at 3rd.

E) Birks. 3 eplac. T.T.U. rept.

(25)

10.5

3. Teach. Divide into 2 groups.

- A) { Miss Toose teach Str. Traw. } (5)
 { Mr. Clark coach " " }

Crits (5)

10.15

B) Strathglan House. 3 epls. A.F.E. T.T.U. (15)

C) Duchess of Atholl's Slipper. ^{2 epls.} A.F.E. T.T.U. (10) 11.35.

2. Teach. (a) Mr. Cuthwaite teach 'Allemande' (5)

(b) Miss Whiting teach own dance (5)

(c) Miss Snowden teach 'Str. Ch.' (5)

Crits (5) 11.55.

3. Theory. Notes out. Papers in.

N.B. From Monday, may be asked to teach ANYTHING

we have learned, so revise.

Dictate 'General Teaching rules'

Discuss Handing and phrasing (See notes). - IF time!

Question? 12.15.

N.B. Interview people re technique,

Monday Aug. 14.

1. Prep. Music, short. papers corrected and analysed.

Greeting. Explain why starting with teaching.

9.30

2. Teach A) Mme. Chamoin teach Pas. } whole (15)

B) M. Chamoin teach poussette } class

Crits (5)

9.50

Divide into 2 classes.

C) Miss ~~Baxter~~ coach "Str. Trav." } (15)

D) Mr. Clarke teach "Ear of Home" }

Crits (5)

10.10

- E). Mr. Lambie teach reels for "Duchess" } (5)
 F). Miss Simmon " " Ladies' Chain" }

Crits (5)

10.30

Break

1. Dance. a) Foot-rolling. 4 up, 4 down. Strathspey. (5)
 b) Coach "Pau-de-bouque". Watch carefully. Fwd, back, turning. (5)
 c) Earl of Home. 3 epler. T.T.U. Change over at 3rd. repet.
 d) Strathglau. Different epler top. As above.
 e) "Duchess". 2 epler. Change each.
 f) "Isle". As "Earl". (30)

11.20

2. Teach. Divide into 2 groups

- A) Miss Hinchcliffe teach own dance } (15)
 B) " ^{Paxcor} Teeze " " Str. Ch. " }

Crits (5)

11.40

3. Theory: Dance for above two.

For Wednesday, write: A) "Folk"; what do you mean by a well-phrased dance? Give some of the errors of poor phrasing. B) Music. What part does demonstration

play in your lesson?" (Explain).

Discuss papers - hand in.

Any questions?

Discuss "Pianist" See little jotter.

12.10.

Tuesday, Aug. 15.

1. Prep. Music, shoes, ~~materials~~ examination book. Folder for M. Chamoin. START PROMPTLY.

2. Teaching. A) Miss Mc Keller teach "Machine" (5) 9.30
B) Mr. Outhwaite teach "Promenade" (for Birks) (15)

Crits (5)

9.50

3. C) Miss Whiting teach "Set & turn corners" (15)
D) Miss Snowden Allemande

Crits (5)

10.10

- E) Miss Robertson teach "Reel of Three" (15)
F) Miss Stone coach "R.C. Sch."

Crits (5)

10.30

Break.

3. Dance. Take own partners. Arrange in sets and note, thru.

TEAM A.

D 4 Margaret & Peter.

H. 3. Betty & Mr. Irwin.

E 2. Audrey & Frank.

A 1 Topsy & Robin.

TEAM B.

C 4. William & Jeanne.

G 3. Helen & Jenny.

F. 2. Edna & Grace.

B 1. Jean & John

Taller lady of 2 take main part.

(a) Teach B. & C. Then dance following T.T.U., only repeating if mistake made. Dance ~~once~~ twice? each; B. & C. each time.

b) Merry Dances

c) ~~8~~ Birks.

d) Machine

e) ~~Bar~~ Dancers
Barbathome.

f) Linton Ploughman.

g) Moneymark ~~Earl of How~~
Gavin, Rent.

(30).

11.20

4. Teach

a) Miss Van Turen teach "Slip"

b) Miss Hinchcliffe teach reels for Duchess

c) Mrs. Frearson " own dance

} 20

Crits (5)

11.45

5. Theory, Discuss "Pianist" and "Well-performed S.C.P."

(See Jottor).

Question once round class.

Any question? Exam book TOMORROW, please. Extra practices?

Wednesday, Aug. 16.

1. Prep. Music, shoes, box (or envelope) for fees: ask vol. to collect. N.B. TELL the Chamoin what they are to teach as soon as they come. Start promptly.

KEEP TO TIME.

- (5) 9.30
2. Teach a) Miss Baxter teach "Poussette." } (5)
b) Mr. Clark " " R. & L." }
- Crits (5) 9.50
- c) Mme. Chamoin teach "Moneydust" } (5)
d) M. Chamoin " " Str. Trav. }
- Crits (5) 10.10
- e) Mr. Lambie teach ^{pas-de-bouque} ~~own dance~~ } (5)
f) Miss Simmon ~~each~~ ^{teach} ~~sketch~~ ^{own dance} }
- Crits (5) 10.30

Break.

3. Dance: a) Str. & pas. At own level. Watch Robin: give a sequence. (5)
- b) Str. & C. Sch. Give sequence. Watch carefully. (5)
- c) Light and Airy. B. & C. Once each.
- d) Moneydust. " " " " "

e) "Strathglau House." B. & C. Once each.

f) In circle. Circassian. Twice through.

Reqs., if time.

(25)

11.15

- 4 Teach
- a) Miss Whiting teach "Ladies' Chain."
 - b) Miss McKellar " Str. Ch.
 - c) Mr. Outhwaite teach own dance.
- (20)

Crits (5)

11.30

5. THEORY. Give "Points to Remember." (See Jottor)

Discuss Attributes of a good teacher. (See Jottor).

N.B. LEND Mme. Chamoin first 2 pages of jottor.

QUESTIONS? Where is certificate book?

Thursday, Aug. 17.

To DO.

1. Ask some one to buy me 1/- Ball-Point.

2. See class.

A) Any question.

B) Mr. Ireland fill in form, pay 10/- to Office

C) Give back papers: tell to discuss

D) Team B to dance before Team A. - Give per. in hall.

E) Go into library, practice dancing and/or teaching.

Preliminary Cer. August 1902. (Beg. at 2nd lesson).

Wednesday, August 7th.

1. Prep. Music, shoes, notes for Machine, Circassian, Birks.

Tray and Castor-oil. TAKE IN papers. (Give one to Miss Johnson).
Dancing: 35 min. Learning: 50 min. Teach: 45 MAXIMUM.

9.25

2. Business. Greeting, etc. START PROMPTLY (5) 9.30

3. Dancing A). In 2s, ins. hands joined: free, loose shaking
of outside ankle and leg, carrying leg in diff. direction.
Change and repeat. } 5

B). 4th. to 3rd., R. & L. Any Sig

* C). Str. Ch. Coach carefully and individually. WATCH good } 15.
ones. Give technique for commonest fault.

D). Pau-de-Basque. As above.

E). Dance: "Isle of Skye" 3 couples. T.T.U. } 15

F). "Linton Ploughman" 2 couples. Change each. } 10.5

Change sides at 2nd. repet.

4. Learn. A) "Machine" Acc. to notes. 3 couples. T.T.U. (15)

B). Circassian. Acc. to notes. T.T.U. (10)

C). Strathspey Trav. Acc. to notes. T.T.U. (10) 10.40

Break.

4. Learn "Birks" 3 cplrs. Acc to notes. T.T.U. (15) 11.10

5. Teach. A) Take p. Taylor teach smaller Str. Ch. Critr } (15) 11.25

B) Lady teach man Pau. Critr

C) Divide into 2 groups.

1). Missrs. Pau teach "Isle" } 10. (Critr. 5)

2) Miss Turner "Linton" } 11.40

BeaFord

D) Mrs. ~~Pat~~ Teach Poussette } (10) Critr (5) 11.55

E) Miss Stout " & hands across

6. Questions. (or give unseen dances.) (5) 12.0

Thursday, Aug. 8th.

1. Prep. Music, shoes, castor oil. notes for Grants Reel.
Moneymusts. Dances studied. Start promptly.

(5) 9.30

slow walk, with ankle stretching.

2. Dancing: A) ~~Travels (p. own size) Back and~~
back. (As Craig). "Greensteeves.

B). Strathspey Trav. Coach.

c) Machine. 3 cples. T.T.U.

D). Circassian. Round Hall. Change over at 3rd. repet; T.T.U.

E). Birks. 3 cples. Change at 3rd. repet. - Department
in Circle? (35) 18.5

3. Teach 2 Groups.

A) Mrs. Dubrovsky teach Str. Trav. } (5)

B) Miss Snowden coach Str. Ch.

Crits (5)

10.15

4. c) Mr. Briggs teach "Machine" Bars 1-8 } (5)

D). Miss North " B. 7 L.

Crits (5)

10.25

- (E) Miss Grieve teach "Circassian." } (5)
 (F) Miss McIntosh "Promenade." }

Crits (5)

10.35

Break. (15)

10.50

4. Learn. A) C, Sch, A.F.E, T.T.U. (5)

B) "Grain's Reel" 2 epler. A.F.E, T.T.U. (10)

C) "Moneymusk" 3 epler. " . . . " (15)

11.20

5. Teach

A) Mrs. Hirst teach "Par." } (5)

B) Miss Johnston coach Str. Trav.

Crits (5)

11.30

C) Mrs. ^{Wilkinson} ~~Hirst~~ teach "Poursotte" } (5)

D) Miss Ashworth " " Ladies Chain

Crits (5)

11.40

6. Theory. Take in papers. For Saturday, 2 class write: (A)

"What are the points in a well-danced Strathpey Trav. Step?"

What faults would you look for? How cure them (one?)

(B) "What points would you stress when teaching ^{Rest of Three} Right-left?"

ANY QUESTIONS?

If time discuss: Meaning and importance of good phrasing.
 (see Jottar).

D) Mrs. Ball teach Poursolle.

E) Miss Stout " 4 hours across.

Friday, Aug. 9th.

1. Prep. Music, shoes, notes for "Merry Dancers" and "Light and Airy." Papers returned, if corrected. Start promptly.

Keep to time. Ask Mrs. Kunn about Exam - dissuade! Mr.

HF Intish about Branch. ^{Dancing: 25 min. / Theory 20.}
Teach: 35 / Teach 30 (5) 9.30
Learn: 30.

2. Dancing. A). Ins., p's, facing, hold both hands: (1) move both heels sideways, using toe as pivot, (2) both feet sideways, heel as pivot. (3) Toe inwards, (4) Hls. inwards (5-8) bounce on toes (9-12) Rep. 1-4 (13-16) Stand. Tune - "Off She Goes" (5)

B) C. Sch. Coach. (5)

(C) Grand Reel 2 epler. Chance each. (5)

D) Honeycuck. 3 epler. Chance each. Change at

3rd. repet.

(10)

9.55

3. TEACHING. 2 groups.

A). Mr. Cormack teach Str. Settg. } (5)

B) Miss Small coach Par.

Crits (5)

10.05

C). Mr. Hayer teach Red of 3. } (10)

D) Mrs. Hayer teach Back to back } (3)

10.20

- E) Mr. Sloan teach Grass Reel } (10)
 F) Mr. Noden " Money music }

Crits (5). 10.35

Break. (15) 10.50

4. LEARN. (A) "Merry Dancers" A.F.E. T.T.U. (15) 11.5
 (B) "Light and Airy" " " (15) 11.20

5. TEACH. A) Mrs. Henderson teach Str. Trav. } (5)
 B) Mrs. Kille coach Str. Ch. }
 Crits. (5) 11.30

- C) Mr. Hunn teach "Promenade" } (5)
 Miss Calvert }
 D) Mrs. Hunn } "Right and Left" }
- Crite (5). 11.40

- E) Miss Calvert teach "Birds" - Promenade known. } 5.
 F) Miss Johnstone " own dance" }
 Crits (5). 11.50

N.B. Miss Calvert teaches Ashworth, Boul, Bealford, Briggs, North, Snowden
 Stout, Boul, Grieve, Hirst, McIntosh Turner.

Miss Johnstone teaches others, or above list. ^{dance} ~~recite~~, others listen

to Miss J., if Calvert has already taught. ^{see Joffor.}

6. Theory. Remind about papers. Discuss paper, if corrected.
 or "Meaning and Importance of Good Prose"

"Five" questions. (Men v. Woman).

ANY QUESTIONS. (20) 12.10

SATURDAY, Aug. 10th.

1. Prep. Music, shoes, notes for 3 dances. START PROMPTLY

(5) 9.30

2. DANCE A). In 2s. ins. hand held. Point outside feet fwd (1)
with Hls. lifted.
outw (2). sideways (3), tog_n (4). 2 ante. spring movements, end with
Hls. lifted (5,6), lower (7,8). Tune - Jig. (5)

B). Sk. Ch. Coach individuals. (5)

C). "Merry Dancers" T.T.U. Change at 3rd. repeat } (15)

D). "Light and Airy" T.T.U. " " " " } (15) 9.55

3. TEACH.

A). Miss Johnstone teach Class B. own dance, 8 } (10)
Class A watch and crit. 2 }

"Grieg's Pipes" Bk. II next.

B). Mrs. Dubovsky teach "Corners" (7) }
C). Mrs. Wilkinton teach "Allemande" (7) } 20 WHOLE CLASS.

Crits (6)

10.25

Break (15)

10.50

4. LEARN A) "Earl of Home" 3 ept. A.F.E., T.T.U. (15)

B). "Strathglass Home" 3 ept. A.F.E., T.T.U. (15)

C). "Purchase of Atholl" 2 ept. A.F.E., T.T.U. (10) 11.30

→ Monday?

→ N.B. EXTRA PRACTICE!! - I'll come one aftn, if liked.
On Monday, tell me which p. you wish to dance with.

5. THEORY. Paper in? For Monday, write: A) What importance

do you lay on the music when teaching S.C.D.? Give the 3 most essential attributes of a good S.C.D. pianist.

B). What is meant by good phrasing? How would you teach your class to phrase 1) Machine Bars 17-24 2) Mazy muck Bars 1-8. TABULATE! (5).

Discuss: Attributes of a good S.C.D. teacher. (See Jetter) (6) 11.45

6. TEACH. Divide class (arbitrarily) into 2 groups.

A). Mr. Hunn ^{coach} ~~teach~~. "Str. Trav." (7)

B) Miss Calvert teach "Allemande" (7).

Critic (6).

12.5

C) Miss Small teach "Merry Dancers" (7)

D) Mrs. Kille "Light and Airy" (7)

Critic (6).

12.25

N.B. IF nec., interview.

- Small? Wilkinson? ?

Calvert -

Hunn

Dubovsky

Kille

Monday, Aug. 13

1. Prep. Music, shoes, corrected papers. Greeting. Start promptly.

If poss., interview Mrs. Wilkinson. (5) 9.30.

2. DANCE. (a) In 2s, ins. Hnd joined: 4 Str. Ch. Fwd (starting
outs. Pt.), 4 slips away from p., 4 tog. Repeat. Later,
progress on slips. (5)

(b) Coach pos. Watch carefully. Fwd, back, turning. (5)

(c) Earl of Home. 3 cpls. T.T.U. (Change on 3rd repeat).

D) Strathglass. " " " " " " " "

E) Duchess New p. 2 cpls. Change each. (30) 10.0

3. TEACH.

A) Mrs. Ball Teach Str. Settg. } Whole Class (15)

B) Miss Stout catch Str. Ch.

Crits (5)

10.20

Divide into 2 classes.

C) Miss Turner Teach Reel of 3.

(15)

D) " Bedford Teach " Duchess of Atholl

Crit (5)

10.40

BREAK. (10)

10.55

4. TEACH. (2 groups).

A) Miss Grieva Teach " Poussette } (15)

B) " ^{its Interch} ~~Strath~~ " Strathglass

Crit (5)

11.15

c) Miss Hirst teach own dance. } (15)

d) Mr. Briggs " slip

Critic (5).

11.35

5. THEORY. This afternoon? When? What wanted? (Miss F. away).

Tasks: All papers in? Any one who is considering not going up, see me at end. I cannot guarantee any ONE will pass. N.B. Necessity for including all who wish in aftn. practices.

For Wednesday, 1/2 write: What points would you expect to see in a well-performed S.C.D? 1/2: What part does demonstration play in your lesson?

Discuss papers. List partners (or wait till P.M.)

Questions?

(30)

12.35.

6. Interview Doubtful.

(10)

12.15.

~~Mr. Sloan & Mrs. Dubovsky~~

~~Briggs & Snowdon~~

~~"Nixon & Miss McEwen~~

~~North & Turner~~

~~"Baker & Mr. Coward~~

~~Hunn & Hunn~~

~~Stout & Ball~~

~~Griggs & Calvert~~

~~Mendora & Johnson~~

~~Wilkinson & Hirst~~

~~Stiles & Ashforth~~

~~Hayes & Hayes~~

AFTERNOON.

1. Prep. Music, shoes, etc.

2.0

2. TEACH. (2 groups)

A) Miss Snowden teach Allemande } 15
B) " North " own dance }

Critr (5)

2.20

C) Miss Ashworth coach Pa. } 15
D) Mr. Noden teach Corners }

Critr (5)

2.40

E) Mr. Cormack teach " Earl of Home " } 15
F) Mr. Hayes " C. Sch. }

Critr (5)

3.0

3 G) Mrs. Hayes teach own dance } 15.
H) Mrs. Wilkinson teach ^{Lozi's chain.} Rechar's.

Critr (5)

3.20

Tuesday, Aug. 14

1. Prep. Music, shoes, to Univ. & St. Leonard's First Papers returned, if corrected. ASK Miss H. about bands and examination book, Give out latter, if obtained.

START PROMPTLY.

(5) 9.30

2. TEACH. A) Mrs. Henderson teach "4 Hands Across" } (15)
 B) Mr. Sloan teach Str. Trav. }

Critr (5). 9.50

c) Mrs. Dubovsky teach Isle of Skye } (15)
 d) Mr. Hunn " own dance }

Critr (5). 10.10

E) Mrs. Kille teach ^{Promenade.} Poussette } (15)
 F) Miss Calvert teach Str. Ch. }

Critr (5). 10.30

BREAK. (15) 10.45.

3. DANCING. Take own partner; place thus:

A	B.	C.
4. Mann/Hunn.	Hayes/Hayes.	Dubovsky/Sloan.
3. Stout/Bow	Kille/Ashforth.	Turner/North.
2. Hirst, Wilkinson	Grieve/Calvert.	Johnson/Henderson.
1. Bedford/Cormack	McIntosh/Noden.	Spowden/Briggs

Taller of 2 ladies take man part.

A). Teach B & C. Then dance following - T.T.U., only repeatedly if mistake made:-

- B) Linton Ploughman.
- c) Money must.

D) Light and Airy.

E) Grand's Reel.

F) Merry Pancake.

G) Birks.

H) Circassian.

WATCH TIME

(30)

• 11.15

4 TEACH

A) Mr. Briggs teach "Reel of Three." } (15)

B) Miss Hirst "Allemande"

Crit (5)

11.35

C) Miss Snowden teach "Machine" (set, count off, step up). } (15)

D) "Bedford" "Pas-de-Bouque."

Crit (5)

11.55

E) Mr. Hayes teach own dance } (15)

F) Mrs. ~~Walker~~ Hayes coach Slip step.

Crit (5)

12.15

5. THEORY. Remind about papers. Tell about bands.

Give out Exam book, if pass.

Go over question papers.

ANY QUESTIONS?

Discuss "Points to Remember" (See Jotter).

12.45.

Wednesday, Aug. 15.

1. PREP. Music, shoes, box (or envelope) for fees. (Ask some one to collect). START PROMPTLY. KEEP TO TIME

(15) 9.30

2. TEACHING. (a) Miss Ashworth polish "Circassian" } (15)
(b) Mrs. Ball teach "Poussette"

Crits. (5) Give them yourself. 9.50

c) Mr. Cormack teach "Corners." } (15)

D) Miss Grieve " Str. Trav.

Crits (5) 10.10.

E) Mrs. Henderson teach own dance } (15)

F) Miss Johnston " Duchess of Atholl

Crits (5) 10.30

Break (15) 10.45.

3. DANCE. Teams: B C A.

A). Isle of Skye.

B) Earl of Home

C) Machine

D). Strathglass.

E). Duchess of Atholl.

F). Req, if time

(25) 11.10.

4. TEACH

- A) Miss McEntosh coach Str. Ch. } (10)
B) Mr. Nodon teach Str. Settg. }

Critr (5)

11.25

- C) Miss North ^{coach} ~~teach~~ Pao. } (15)
D) " Stool teach " Merry Dancou" }

Critr (5)

11.45

- E) " Turner teach Slip } (15)
F) Mr. Sloan " own Dance }

Critr (5)

12.5

N.B. IF NOT LATER THAN 12.20!

- G) Mrs. Wilkinson coach Str. Trav. } (15)
H) Mrs. Dubovsky teach own Dance }

Critr (5)

12.25

5. THEORY. Aftn. Practice? I can spare 1.45-2.45. Cert.

Ok? Fees?

Give " Points to Remember. " ↑ white dress? Numbers drawn tomorrow. (13?)

Answer questions - THANK PIANIST. (30) 12.55.

IF NEC., consult Dubovsky and Wilkinson.

Thursday, Aug. 16

1. Prep. Music, shoes, papers corrected, numbers to be drawn.

Over to Univ. Hall. Locate Cert. Books. START PROMPTLY.

White Paper for Mr. Kunn / ^{AND} Miss Johnson. (5) 9.30

2. Dance.

A) St. Ch. and pas, With p. Coach.

B) Str. and C. Sch. With p. "

C) Acknowledg. Reqs. T.T.U. (20) 9.50

3. Teach

(a) Miss Calvert teach reel of 3. } (15)

(b) Mr. Hayer coach St. Ch.

(c) Miss Hirst teach "Duchou of Atholl." } (15)

(d) Mrs. Hayer "Beats for "Earl of Home." }


Crits (5)


10.25

4. BUSINESS, Draw numbers, (Note them in Reg.) Any questions?

Discuss papers (or return, and tell to discuss among themselves). (20) 10.45.

N.B. Tell to Read Bible Chapter 7. - CF No. 4.





ARITHMETICAL TABLES.

AVOIRDUPOIS WEIGHT.		STERLING MONEY TABLE		1 Dozen..... = 12		1 Score..... = 20		1 Gr. - 12 Doz. = 144		Far.																																							
16 Drams (dr.).....	= 1 Ounce (oz.)	4 Farthings..	= 1 Penny (d.)					Halfpenny		2																																							
16 Ounces.....	= 1 Pound (lb.)	12 Pence.....	= 1 Shilling (s.)																																														
14 Pounds.....	= 1 Stone (st.)	20 Shillings... = 1 Pound (£.)																																															
2 Stones }.....	= 1 Quar. (qr.)	PAPER MEASURE		Penny		2		4																																									
28 Pounds }.....	1 Hundred-weight (cwt.)	24 Sheets... = 1 Quire. 20 Quires... = 1 Ream.										Three-penny		3		6		12																															
4 Quarters }.....																				Sixpence		2		6		12		24																					
8 Stones }.....				Shilling		2		4		12																				24		48																	
112 Pounds }.....	Florin		2									4		8		24		48																96															
20 Cwts. }.....																				Half-crown		1½		2½		5		10								30		60		120									
2240 Pounds }.....					= 1 Ton (tn.)		Db. Fl.		1 ³ / ₅		2																			4		8										16		48		96		192	
		Crown		1¼									2		2½		5		10															20															
																					Half-Sov.		2		2½		4		5							10		20		40									
						Sov.		2		4		5																			8		10									20		40		80		240	

CAPACITY.		TROY WEIGHT.		AREA.		LENGTH.		TIME.	
4 Gills (gl.).....	= 1 Pint (pt.)	24 Grains.....	= 1 Pennyweight (dwt.)	144 Square Inches (sq. in.) = 1 Sq. Ft.	12 Inches (in.) = 1 Foot (ft.)	60 Seconds (sec.) = 1 Minute (min.)		24 Hours = 1 Day (dy.)	7 Days = 1 Week (wk.)
2 Pints.....	= 1 Quart (qt.)	20 Dwts.....	= 1 Ounce (oz.)	9 Square Feet = 1 Square Yard (sq. yd.)	3 Feet..... = 1 Yard (yd.)	24 Minutes = 1 Hour (hr.)		365 Days = 1 Year (yr.)	366 Days = 1 Leap Year (lp. yr.)
4 Quarts.....	= 1 Gallon (gal.)	12 Ounces.....	= 1 Pound (lb.)	30½ Square Yards = 1 Square Pole (sq. pl.)	5½ Yards..... = { 1 Pole (pl.) Rod, or Perch.	60 Minutes = 1 Hour (hr.)		4 Weeks = 1 Lunar Mth. (lun. mth.)	13 Lunar Months = 1 Year.
2 Gallons.....	= 1 Peck (pk.)			40 Sq. Poles = 1 Rood	40 Poles }..... = 1 Furlong (fur.)	24 Hours = 1 Day (dy.)		52 Weeks = 1 Year.	12 Calendar Months = 1 Year.
4 Pecks.....	= 1 Bushel (bush.)			1210 Sq. Yards }..... = 1 Acre (ac.)	220 Yards }..... = 1 Mile (ml.)	24 Days = 1 Week (wk.)			
8 Bushels.....	= 1 Quarter (qr.)			4 Roods.....	8 Furlongs }..... = 1 Mile (ml.)	60 Minutes = 1 Hour (hr.)			
				640 Acres = 1 Square Mile (sq. ml.)	1760 Yards }..... = 1 Mile (ml.)	4 Weeks = 1 Lunar Mth. (lun. mth.)			
					22 Yards..... = 1 Chain (ch.)	13 Lunar Months = 1 Year.			
					10 Chains..... = 1 Furlong.	52 Weeks = 1 Year.			
					80 Chains..... = 1 Mile.	12 Calendar Months = 1 Year.			
					3 Miles..... = 1 League (lg.)				

<p>Thirty days hath September, April, June and November, All the rest have thirty-one, Excepting February alone, Which hath but twenty-eight days clear, And twenty-nine in each leap year.</p>	METRIC SYSTEM. 10 Millimetres.. = 1 Centimetre 10 Centimetres.. = 1 Decimetre 10 Decimetres... = 1 Metre 1000 Metres..... = 1 Kilometre 10 Milligrams... = 1 Centigram 10 Centigrams... = 1 Decigram 10 Decigrams... = 1 Gram 1000 Grams..... = 1 Kilogram	CUBIC MEASURE. 1728 Cubic Inches (cub. in.) = 1 Cubic Foot (cub. ft.) 27 Cubic Feet = 1 Cubic Yard (cub. yd.)
---	---	--

MULTIPLICATION TABLE (EXTENDED).

	2	3	4	5	6	7	8	9	10	11	12	13	14	15	16	17	18	19	20
times	times	times	times	times	times	times	times	times	times	times	times	times	times	times	times	times	times	times	times
1 are	2	3	4	5	6	7	8	9	10	11	12	13	14	15	16	17	18	19	20
2 "	4	6	8	10	12	14	16	18	20	22	24	26	28	30	32	34	36	38	40
3 "	6	9	12	15	18	21	24	27	30	33	36	39	42	45	48	51	54	57	60
4 "	8	12	16	20	24	28	32	36	40	44	48	52	56	60	64	68	72	76	80
5 "	10	15	20	25	30	35	40	45	50	55	60	65	70	75	80	85	90	95	100
6 "	12	18	24	30	36	42	48	54	60	66	72	78	84	90	96	102	108	114	120
7 "	14	21	28	35	42	49	56	63	70	77	84	91	98	105	112	119	126	133	140
8 "	16	24	32	40	48	56	64	72	80	88	96	104	112	120	128	136	144	152	160
9 "	18	27	36	45	54	63	72	81	90	99	108	117	126	135	144	153	162	171	180
10 "	20	30	40	50	60	70	80	90	100	110	120	130	140	150	160	170	180	190	200
11 "	22	33	44	55	66	77	88	99	110	121	132	143	154	165	176	187	198	209	220
12 "	24	36	48	60	72	84	96	108	120	132	144	156	168	180	192	204	216	228	240