

Copied from Caledonian Country Dances
vol II part II. C1754. YS118

No. 2.

(4)

Y. Stewart

THE
SCHOLASTIC
INTERLEAVED
MANUSCRIPT
MUSIC BOOK



A. W. ENIGER & CO. Ltd.,
14, Hanover Street, Regent Street, W. 1.

Contents

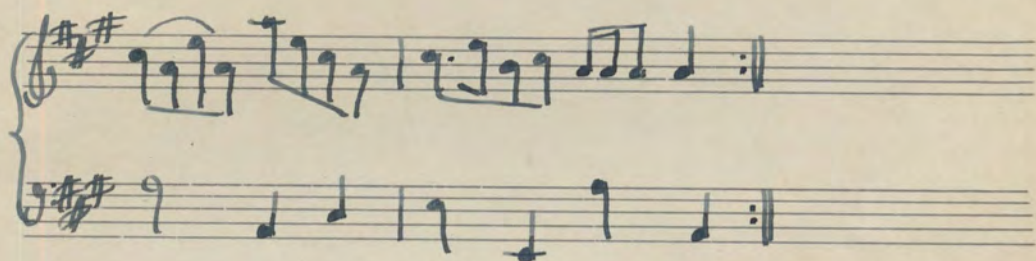
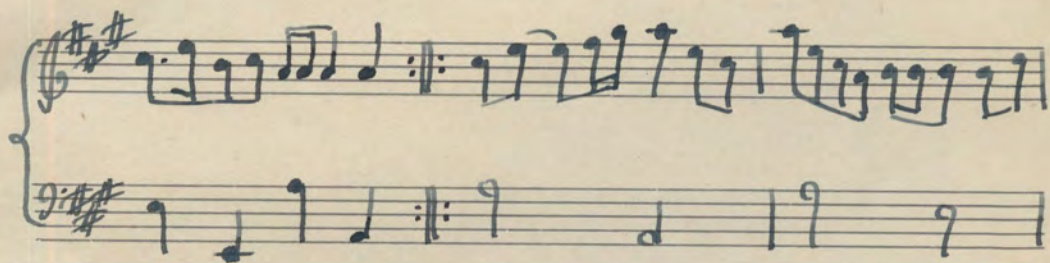
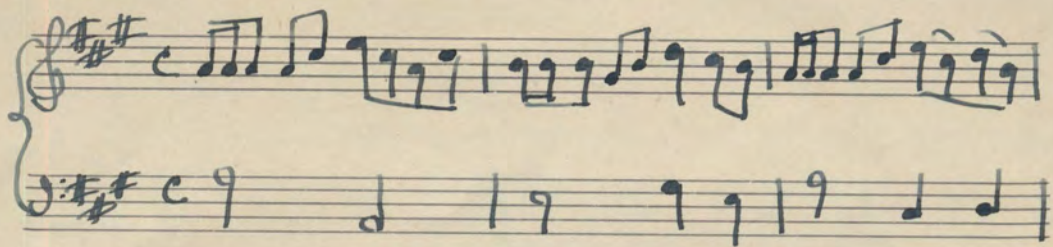
- 1 The Scotch Ramble
- 2 Duke of Hamilton's reel
- 3 Sally's Fancy
- 4 The nineteenth of December.
- 5 Star the Grill
- 6 Not I.
- 7 Countess of Crawford's reel.
- 8 Isle of Skye
- 9 The Ladies Breast knot
- 10 So merrily danced the Quakers.
- 11 Lady Susan Stewart's Reel
- 12 Highland Laddie
- 13 Pretty Pussy.
- 14 Cullodon's Fancy
- 15 Why in such haste
- 16 Wild goose chase

MISS W. FORGAN,
7 BLACKBURN ROAD,
AYR.


R. I. TERRAS,
BRITISH LINEN BANK,
GALSTON,
AYRSHIRE

London: WEEKES & CO., 14, Hanover Street, W. 1


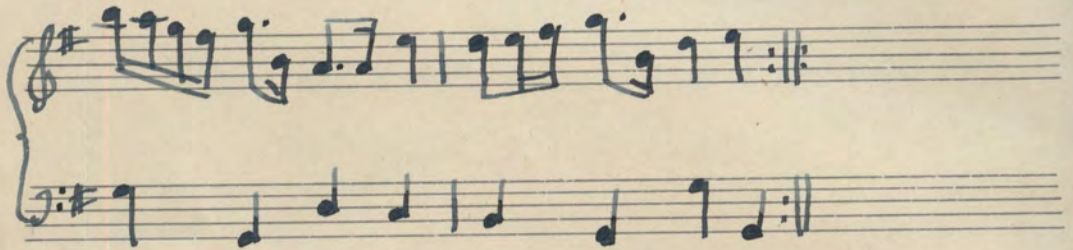
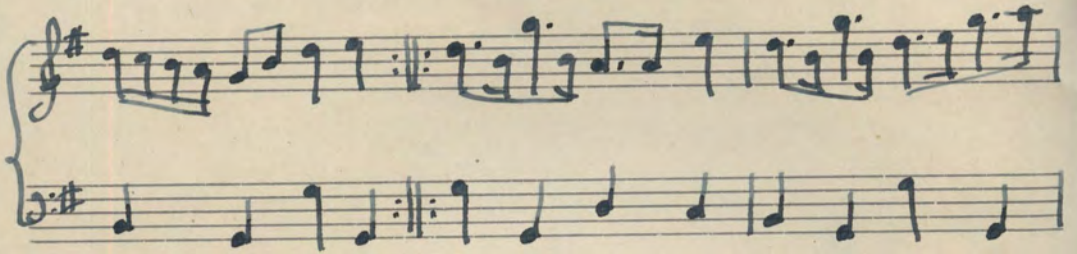
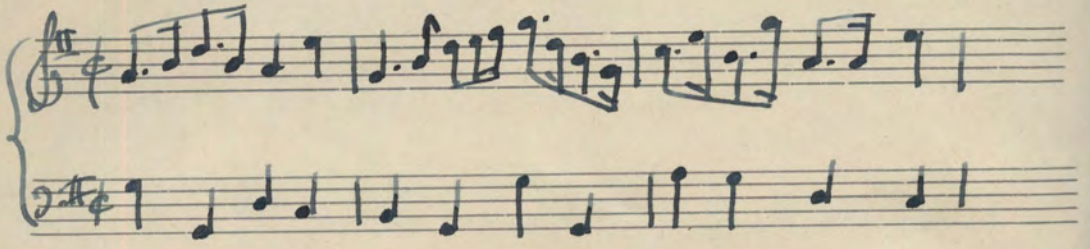
The Scotch Ramble *Book V*



first Cu. cast off two Cu. = lead up to the top
and cast off = hands four round with
the third Cu. = Right hands and Left with
the 2^d Cu. = foot it at both corners and
turn = lead out on both sides and turn =

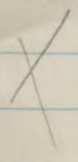


The Duke of Hamilton's reel



The Duke of Hamilton's Reel.

1st man turns 2nd w. with R. hand & his partner with left - the 1st w. turns 2nd w. with R. hand & partner with her left - cross over two cu - lead up to the top foot it & cast off - foot it corners & turn - Lead outsides and turn -



4 1st man turn 2nd woman with R. hand partner with left.

4 1st woman turns 2nd man with R. hand partner with left.

4 1st & 2nd couples cross over. 2 hands across

4 1st couple lead up to the top, sett & cast off one.

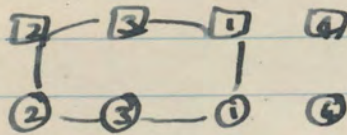
8 Sett & turn at corners

(6) 4 Lead out at sides

(2) 4 Turn to places

Sally's Fancy

1st cu. gallop down one cu. up
 again and cast off - gallop down
 another cu. up again & cast off -
 Hands round all six & back again -
 Lead up to the top & cast off - Right
 and left at top -



8 ^{lead down from 3 up, cast off}
 1st couple gallop down one couple
 up again and cast off one.

8 ^{lead down}
 gallop down another couple
 up again and cast off one.

8 Six hands round see fig.

8 and back again

8 Lead up to the top & cast off one

8 1st & 2^d couples right & left
 across & back

The nineteenth of December

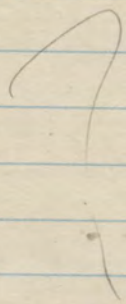
Handwritten musical notation for the first system. It consists of two staves joined by a brace on the left. The top staff is in treble clef, and the bottom staff is in bass clef. Both staves have a key signature of two sharps (F# and C#) and a common time signature (C). The music is written in a simple, rhythmic style with quarter and eighth notes.

Handwritten musical notation for the second system. It consists of two staves joined by a brace on the left. The top staff is in treble clef, and the bottom staff is in bass clef. Both staves have a key signature of two sharps (F# and C#) and a common time signature (C). The music continues with quarter and eighth notes, ending with a double bar line.

Handwritten musical notation for the third system. It consists of two staves joined by a brace on the left. The top staff is in treble clef, and the bottom staff is in bass clef. Both staves have a key signature of two sharps (F# and C#) and a common time signature (C). The music continues with quarter and eighth notes, ending with a double bar line.

Seven empty musical staves, each consisting of five horizontal lines, arranged vertically. They are intended for further musical notation.

The first four foot it and change
 sides, clap hands three times - the
 same back again - cross over and
 foot it and clap hands three
 times - right and left and
 clap hands three times -



Same as Tale of Skye

The first and second Cu. foot it and
right hands and left half round :-
foot it right hands and left back
again :- cross over two cu. :- lead
up to the top and cast off :-

Steer the Gull

Handwritten musical notation for the first system of 'Steer the Gull'. It consists of two staves: a treble clef staff and a bass clef staff. The key signature is one sharp (F#) and the time signature is common time (C). The music features a melody in the treble staff and a bass line in the bass staff. A circled 'D' is written below the first measure of the treble staff.

Handwritten musical notation for the second system of 'Steer the Gull'. It consists of two staves: a treble clef staff and a bass clef staff. The key signature is one sharp (F#) and the time signature is common time (C). The music continues with a melody in the treble staff and a bass line in the bass staff.

Handwritten musical notation for the third system of 'Steer the Gull'. It consists of two staves: a treble clef staff and a bass clef staff. The key signature is one sharp (F#) and the time signature is common time (C). The music concludes with a double bar line and repeat dots in both staves.

Seven sets of empty musical staves, each consisting of a treble clef staff and a bass clef staff, arranged vertically.

Also in Gow's Repository Vol II p. 36.
"Steer the Gull" a Seal.

Not 9.

Handwritten musical notation for the first system, consisting of a treble and bass staff in 2/4 time with a key signature of two sharps. The treble staff contains a melodic line with eighth and sixteenth notes, while the bass staff provides a simple harmonic accompaniment.

Handwritten musical notation for the second system, including a repeat sign and an accent mark. The treble staff features a melodic line with a repeat sign and an accent mark over the final note. The bass staff continues the accompaniment.

Handwritten musical notation for the third system, including a repeat sign and a slur. The treble staff has a melodic line with a slur and a repeat sign. The bass staff continues the accompaniment.

Handwritten musical notation for the fourth system, including a slur and a repeat sign. The treble staff has a melodic line with a slur and a repeat sign. The bass staff continues the accompaniment.

A set of empty musical staves.

A set of empty musical staves.

A set of empty musical staves.

A set of empty musical staves.

Foot it down one cu. then the Wo.
 foots it and comes up to the top, and
 the Man down the 3^d Cu. :- then foot
 it three top and bottom and then
 foot it three on the sides - turn
 corners with your left hand and
 your Partner with your Right :-

The first Cu. key contrary sides :-
then on their own sides :- the 1st & 2^d
Cu. foot it and right hands across :-
foot it and left hands across
back again :- cast off two Cu. :-
hands round six :- lead up to the
top and cast off :- and hands
round six :-

1st couple reels & 3 on opposite sides
" " " on own sides

1st & 2^d couples set and R hands across
" set & left hands back again

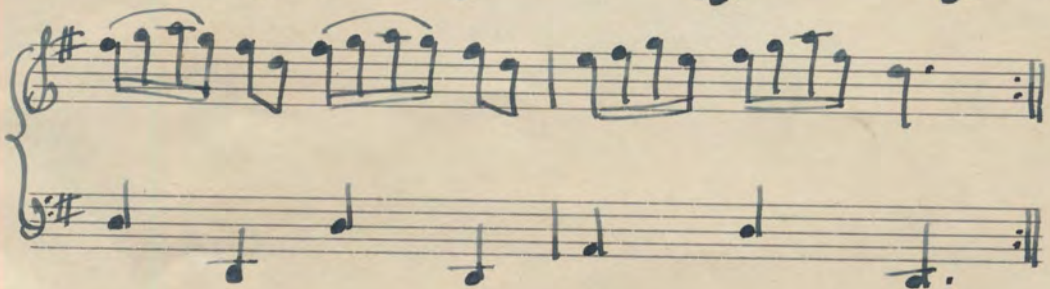
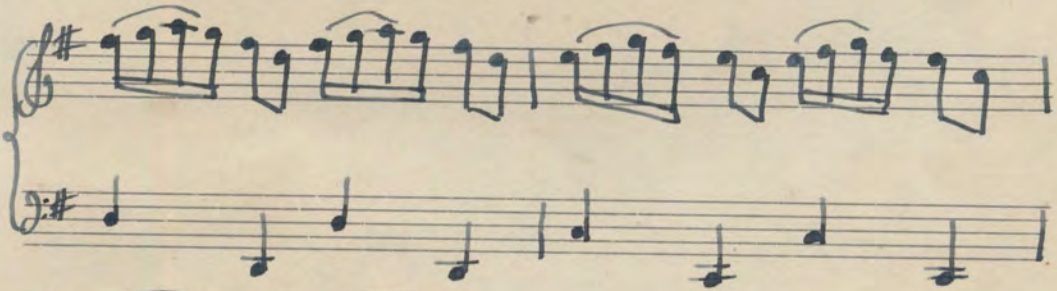

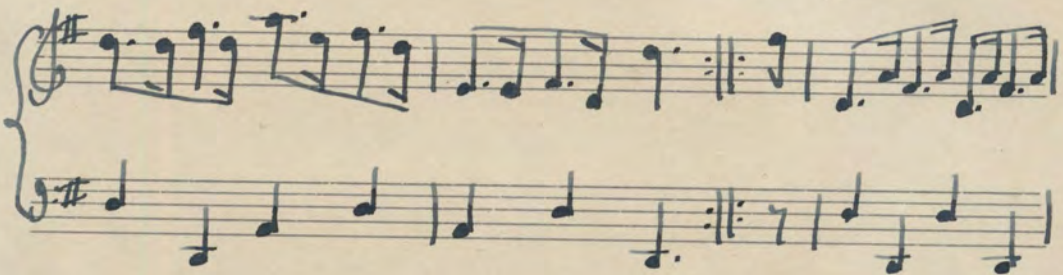
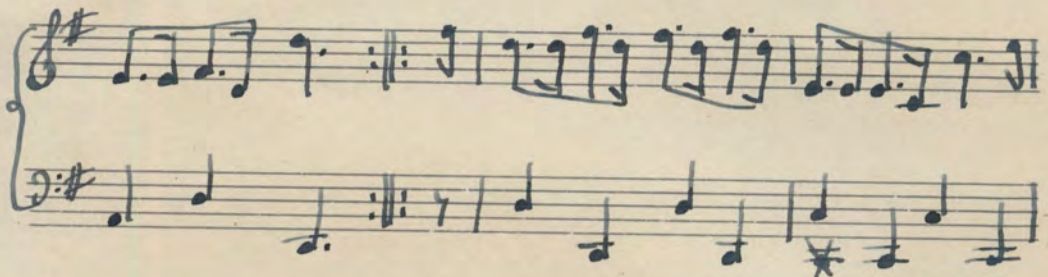
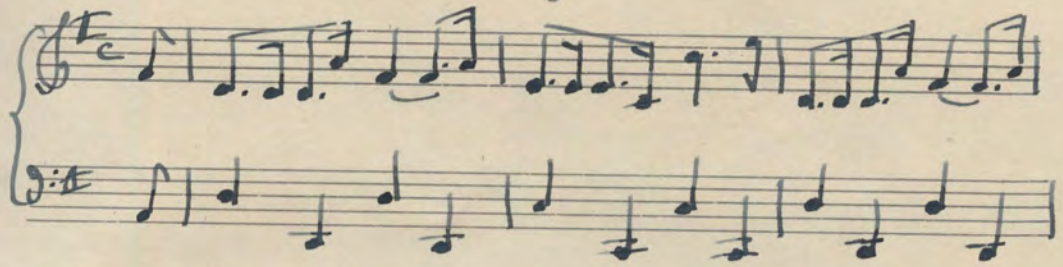
1st couple cast off - 2 couples.

1st, 2^d & 3^d couples 6 hands round.

1st couple lead up to top & cast off

1st, 2^d & 3^d couples 6 hands round.

The Countess of Crawford's Reel. 7.



Isle of Skye.

The first system of music consists of two staves. The upper staff is in treble clef with a key signature of one flat (B-flat) and a common time signature (C). It contains a series of eighth and sixteenth notes. The lower staff is in bass clef with the same key signature and time signature, featuring a simple bass line.

The second system continues the piece. The upper staff features a repeat sign followed by a melodic phrase with a fermata and a 'w' marking above it. The lower staff has a corresponding bass line with a repeat sign.

The third system shows more complex melodic lines in the upper staff, with first and second endings marked '1st' and '2^d'. The lower staff continues with a steady bass line.

Gow's collection Isle of Skye a Reel

The fourth system continues the melodic and bass lines. The upper staff has a repeat sign at the end, and the lower staff also concludes with a repeat sign.

The fifth system features a first ending in the upper staff, marked '1st time' above the staff. The lower staff continues with a bass line.

The sixth system features a second ending in the upper staff, marked '2^d time' above the staff. The lower staff concludes the piece with a final bass line.


Same as Stir the quilt ⁸

- 8 First and 2nd Cu. ^{set twice} foot it and Right and
Left half round = the same back (8)
again = Lead down 2 cu. cast up into
second Cu^s place ^{set twice} = Lead up to the top
8 (foot it) ^{twice} and cast off =

In Wilson's companion to the
ballroom 1816.
different description

X
Bremer

The first Cu. cast off and right hands across with the 3rd Cu. the 2nd Cu. cast off and right hands across with the 3rd Cu. = hands round all six = lead down two Cu. and cast up into the second cus place and turn your partner ::



1-4 First couple cast off
Right hands across with 3rd couple.

5-8 Second couple cast off
Second + third couples right hands across

9-12 Six hands round

13-16 First couple lead down centre to below third couple, + cast up one (see fig)
First couple turn.

The Ladies Breast Knot

9

Handwritten musical score for 'The Ladies Breast Knot'. The score is written on four systems of two staves each. The key signature is one sharp (F#) and the time signature is common time (C). The first system includes a fingering '6 5 7 3' under the bass staff. The second system includes a fermata over the first measure of the bass staff. The third system includes a fermata over the final measure of the bass staff.

also in Campbell's 10th book c 1795

The Breast Knot

1st Cu foot it round the 2^d & 3^d cu + back again:

lead down the middle up again and allemande

So merrily danced the Quakers.

Handwritten musical notation for the first system, consisting of a treble clef staff and a bass clef staff. The treble staff contains a melody in G major and 6/4 time. The bass staff contains a bass line with figured bass notation: 6, 5, 7, 6. Both staves end with a double bar line and repeat dots.

Handwritten musical notation for the second system, consisting of a treble clef staff and a bass clef staff. The treble staff contains a melody with eighth notes. The bass staff contains a bass line with figured bass notation: 6, 6, 6. Both staves end with a double bar line and repeat dots.

Handwritten musical notation for the third system, consisting of a treble clef staff and a bass clef staff. The treble staff contains a melody with eighth notes and a trill. The bass staff contains a bass line with figured bass notation: 6. Both staves end with a double bar line and repeat dots.

"So merrily danced the Quaker's wife"
A fig. from Repository v. II p. 17.

A series of ten empty musical staves, each consisting of a five-line staff.

The first Cu. foot it and turn
right hands :: Foot it and turn
left hands :: Cast off one cu. and
right hands across with the third
Cu. Right hands & left at top -

First Cu. foot it and cast off two Cu. :-
Lead up to the top foot it and cast
off :- foot it corners and to your
Partners but not turn :- foot it the
other corners and to your Partner :-
Turn corners with your Right hands
and your Partners with your Left :-
Lead thro' the 3^d Cu. and cast up
into the 2^d Cu's Place :- Lead up to the
top foot it and cast off :-

X

- 4 First couple sett, & cast off two
- 4 Lead up to the top, sett & cast off one
- 4 Sett to 1st corners & your partner
- 4 Sett to 2^d corners & your partner
- 4 Turn 1st corner right hand, partner left
- 4 Turn 2^d corner R. hand, partner left.
- 4 Lead through 3^d couple & cast up one
- 4 Lead up to the top, sett, and cast off one.

Lady Susan Stewarts Reel 11. Book V

The first system of handwritten musical notation consists of two staves. The upper staff is in treble clef with a key signature of one sharp (F#) and a common time signature (C). It contains a melody of eighth and sixteenth notes. The lower staff is in bass clef with a key signature of one sharp (F#) and a common time signature (C), providing a bass line with quarter and eighth notes.

The second system of handwritten musical notation consists of two staves. The upper staff is in treble clef with a key signature of one sharp (F#) and a common time signature (C). It features a repeat sign (double bar line with two dots) in the middle. The lower staff is in bass clef with a key signature of one sharp (F#) and a common time signature (C), continuing the bass line.

The third system of handwritten musical notation consists of two staves. The upper staff is in treble clef with a key signature of one sharp (F#) and a common time signature (C). It includes a repeat sign and a fermata over the final note. A small letter 'B' is written below the final note of the upper staff. The lower staff is in bass clef with a key signature of one sharp (F#) and a common time signature (C), ending with a repeat sign.

Five sets of empty musical staves, each consisting of a pair of five-line staves, arranged vertically on the page.

Highland Laddie.

Handwritten musical notation for the first system of 'Highland Laddie'. It consists of two staves. The upper staff is in treble clef with a key signature of two sharps (F# and C#) and a common time signature (C). The lower staff is in bass clef with the same key signature and time signature. The music features a mix of eighth and sixteenth notes.

Handwritten musical notation for the second system of 'Highland Laddie'. It consists of two staves in treble and bass clefs with a key signature of two sharps and common time. The notation includes various rhythmic patterns and repeat signs.

Handwritten musical notation for the third system of 'Highland Laddie'. It consists of two staves in treble and bass clefs with a key signature of two sharps and common time. The system concludes with double bar lines and repeat dots.

MacGillivray 1780

Handwritten musical notation for the fourth system of 'Highland Laddie'. It consists of a single treble clef staff with a key signature of two sharps and common time. The notation is more complex, featuring many sixteenth notes.

Handwritten musical notation for the fifth system of 'Highland Laddie'. It consists of a single treble clef staff with a key signature of two sharps and common time, continuing the melodic line.

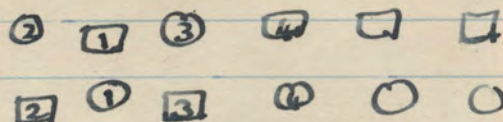
Handwritten musical notation for the sixth system of 'Highland Laddie'. It consists of a single treble clef staff with a key signature of two sharps and common time, ending with double bar lines and repeat dots.

Empty musical staff.

Empty musical staff.

Book 4

First Cu. foot it and cast off two
 Cu. ÷ Cast up again ÷ cross over
 two Cu. ÷ Lead up to the top foot
 it and cast off ÷ foot it corners
 and turn ÷ Lead outsides and turn ÷



4 First couple sett, and cast off two

~~4 Sett and cast up again.~~

4 ~~First~~ ^{2^d and 3^d} couples cross over.

8 1st couple lead up to the top
 set and cast off.

8 Set + turn corners. (see fig)

8 Lead out (balance) at the sides (see fig)
 Turn partner to places. (all three couples)

First Cu. set ^{cast off} off two Cu. ^{set} then cross ^{cast}
up two Cu. to the top ^{cast} hands quite
round with the 2^d Cu. and cast
off ^{cast} Right and left ^{cast}

Pretty Pussy.

The first system of handwritten musical notation consists of two staves. The upper staff is in treble clef with a key signature of two sharps (F# and C#) and a common time signature (C). It contains a melody of eighth and sixteenth notes. The lower staff is in bass clef with the same key signature and time signature, providing a simple accompaniment of quarter and eighth notes.

The second system of handwritten musical notation consists of two staves. The upper staff continues the melody from the first system, featuring more complex rhythmic patterns including sixteenth notes and beams. The lower staff continues the accompaniment with similar rhythmic values.

The third system of handwritten musical notation consists of two staves. The upper staff concludes the melody with a double bar line and repeat dots. The lower staff concludes the accompaniment with a double bar line and repeat dots.

Seven sets of empty musical staves, each consisting of a pair of five-line staves, are provided for further notation.

Callodon's Fancy

Handwritten musical notation for the first system of 'Callodon's Fancy'. It consists of two staves: a treble clef staff and a bass clef staff. The key signature is one sharp (F#) and the time signature is common time (C). The treble staff begins with a treble clef, a sharp sign, and a common time signature. The melody is written in eighth and sixteenth notes. The bass staff begins with a bass clef, a sharp sign, and a common time signature. The accompaniment is written in quarter and eighth notes.

Handwritten musical notation for the second system of 'Callodon's Fancy'. It consists of two staves: a treble clef staff and a bass clef staff. The key signature is one sharp (F#) and the time signature is common time (C). The treble staff begins with a treble clef, a sharp sign, and a common time signature. The melody continues with eighth and sixteenth notes. The bass staff begins with a bass clef, a sharp sign, and a common time signature. The accompaniment continues with quarter and eighth notes.

Handwritten musical notation for the third system of 'Callodon's Fancy'. It consists of two staves: a treble clef staff and a bass clef staff. The key signature is one sharp (F#) and the time signature is common time (C). The treble staff begins with a treble clef, a sharp sign, and a common time signature. The melody concludes with a double bar line. The bass staff begins with a bass clef, a sharp sign, and a common time signature. The accompaniment concludes with a double bar line.

A single blank musical staff with a large handwritten 'X' mark across it, indicating it is unused.

A blank musical staff.

A blank musical staff.

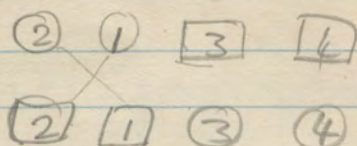
A blank musical staff.

A blank musical staff.

A blank musical staff.

Book V

First Cu. post it and turn - Hands
 across quite round - cross over two
 Cu - lead up to the top and cast off -

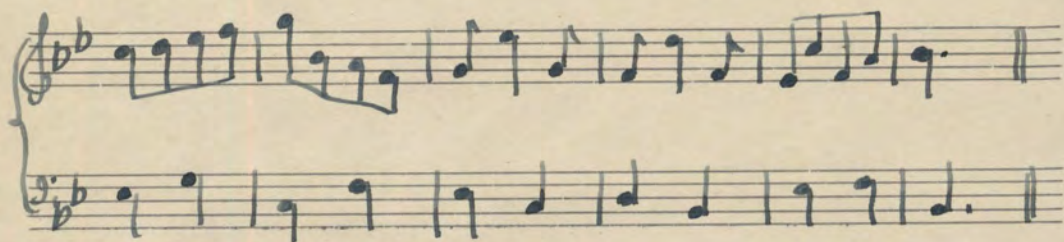
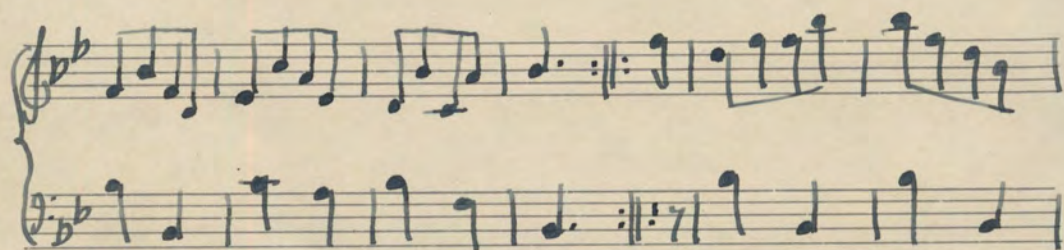
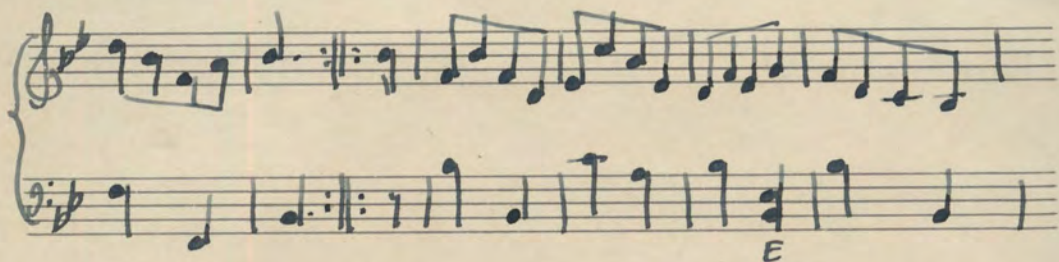
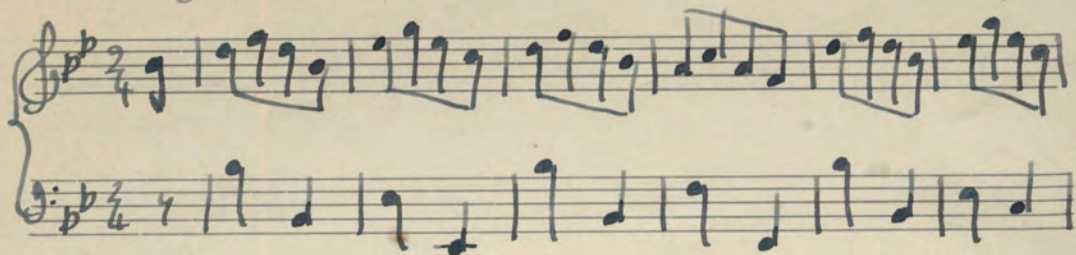


- 1-2 First couple set to one another
 3-4 and turn
~~5-8~~
~~9-16~~ First & second couples right hands
 across & round to places (fig.
 9-12 First & second couples cross over
 13-16 First couple lead up to the top
 & cast off one.

Hey contrary sides - then on your own
sides - 1. Cu. set and cast off and
turn - and right and left at top
quite round -

Why in such haste

Wild Goose Chase



First Cu. cast off two Cu. lead up and cast off ::
 hands ⁴ round at bottom, the same at top :: whole
 figure, Wo. at top and Man at bottom, Right
 and left with the second Cu.

24 Folk Dances and Songs.

FOR VOICE AND PIANOFORTE.

Arranged and set to English words by

EDMONSTOUNE DUNCAN.

| No. | | | | | | |
|-----|--------------------------------|-----|-----|-----|-----|-------------|
| 1. | Serenade | ... | ... | ... | ... | Basque. |
| 2. | Mountain Song | ... | ... | ... | ... | Danish. |
| 3. | Spring Dance | ... | ... | ... | ... | Danish. |
| 4. | The Boy and Butterfly | ... | ... | ... | ... | Finland. |
| 5. | Harvest Home | ... | ... | ... | ... | Finland. |
| 6. | Plough Dance | ... | ... | ... | ... | Finland. |
| 7. | Reveille | ... | ... | ... | ... | Finland. |
| 8. | Garden Song | ... | ... | ... | ... | French. |
| 9. | Lilacs and Roses | ... | ... | ... | ... | French. |
| 10. | Pastoral | ... | ... | ... | ... | French. |
| 11. | Shepherds' Round | ... | ... | ... | ... | French. |
| 12. | A Troubadour Dancing Song | ... | ... | ... | ... | French. |
| 13. | King Olaf | ... | ... | ... | ... | Icelandic. |
| 14. | Sail we on the Seas | ... | ... | ... | ... | Icelandic. |
| 15. | Ancient March | ... | ... | ... | ... | Irish. |
| 16. | Afloat | ... | ... | ... | ... | Neapolitan. |
| 17. | In olden days | ... | ... | ... | ... | Norwegian. |
| 18. | Dancing Song | ... | ... | ... | ... | Roumanian. |
| 19. | Dance Song | ... | ... | ... | ... | Savoyard. |
| 20. | Gaily o'er the hills and dales | ... | ... | ... | ... | Serbian. |
| 21. | Chant du Nord | ... | ... | ... | ... | Swedish. |
| 22. | Wedding Dance | ... | ... | ... | ... | Swiss. |
| 23. | When roses sweet are blowing | ... | ... | ... | ... | Venetian. |
| 24. | Hob y deri dando | ... | ... | ... | ... | Welsh. |

Price, Complete, 2s. 6d. net cash.

Separate Nos. 2d. each.

PRESS NOTICES.

- "As a school song book this little volume is excellent. Mr. Duncan has done his work extremely well."—*Daily Telegraph*
- "Most attractive."—*The Queen*.
- "A comprehensive preface affords agreeable comments on the various illustrations."—*Western Daily Press*.
- "The tunes are simply harmonized, as is fitting in the case of folk melodies."—*The Lady*.
- "It is an admirable collection."—*The Gambolier*.
- "Many entertaining examples of not only ancient interest but also of artistic merit."—*Musical Standard*.
- "Unique in its way, and deserves the utmost publicity."—*Aberdeen Daily Journal*.

London: A. WEEKES & CO., Ltd., 14, Hanover St., Regent St., W. 1

"Miniature Music Manuals"

EDITED BY

H. J. TAYLOR, F.R.C.O.

Organist to the Corporation of Dover. (Local Sec. Trinity College, London, &c.)

No.

1. Scales and Arpeggios for Advanced Players.
2. Technical Exercises for Pianists.
3. Rhythmic Melodies for Harmonization.
4. The Great Composers (10), with Portraits and Short Biographical Sketches.
5. How to Succeed in Musical Competitions.
6. How to Pass Musical Examinations.

PRICE 9d. EACH.

"A most useful series for Music Students; carefully edited and well printed."

"MUSICAL BOOKLETS."

EDITED BY

H. J. TAYLOR, F.R.C.O.,

Organist to the Corporation of Dover. (Local Sec. Trinity College, London, &c.)

PRICE 4d. EACH.

No.

1. The Orchestra.
2. Life of Haydn.
3. Musical Forms.
4. Ornaments in Music
5. Musical Terms.
6. Scale and Arpeggio Practice.
7. Life of Mozart.
8. The Military Band.
9. Chords and their Resolutions.
10. Elements of Music.
11. Life of Beethoven.
12. Fugue.
13. Life of Mendelssohn.
14. Life of Schumann.
15. Counterpoint.

No.

16. Life of Schubert.
17. Elementary Acoustics.
18. Life of Wagner.
19. Choir Boys' Manual (*see also 22*).
20. Modulation.
21. Life of Brahms.
22. Vocal Exercises for Choir Boys.
(Companion to No. 19.)
23. Vocal and Sight-Reading Exercises.
24. Life of Chopin.
25. Life of Bach.
26. Life of Handel.
27. Life of Tchaikovsky.
28. Life of Grieg.
29. Standard Rounds and Catches.

The object in issuing this series of Musical Booklets is threefold:—

1. To introduce to musical students and amateurs generally certain branches of the art of which they may have little or no knowledge, and, by so doing, enlarge their musical sympathies and interest.
2. To provide "systems" or "aids" for musical students in their studies.
3. To produce concise information which will be useful for reference.

A further object might be added, viz. :—

To arouse interest in various subjects connected with music, in order to lead students to desire further knowledge, which can be obtained from the various text-books already published.

LONDON: A. WEEKES & CO. LTD., 14, HANOVER STREET, REGENT STREET, W.1.