


Please return to  
3 Park Circus  
Ayr

Y. Stewart

4<sup>th</sup> Oct 1919

No. 9



**MANUSCRIPT  
MUSIC BOOK**



# CHORAL PRIMER

AND

## Two-Part Sight-Singing Exercise Book

By SAMUEL WEEKES, Mus. D.

FOR MALE OR  
FEMALE VOICES

25,000  
COPIES SOLD.

### New Edition. Extract from Preface.

"In order to increase the usefulness of this little book, the author has thoroughly revised, re-arranged and partly re-composed it. Omitting some of the least important numbers of the former edition, he has written several two-part fugues, exercises on imitation, etc., which he is confident will increase its choir-training value."

"Although this work was primarily written for a newly-formed class knowing nothing of the subject, yet, by leaving out the elementary portion, the exercises will be found very beneficial even to an advanced class."

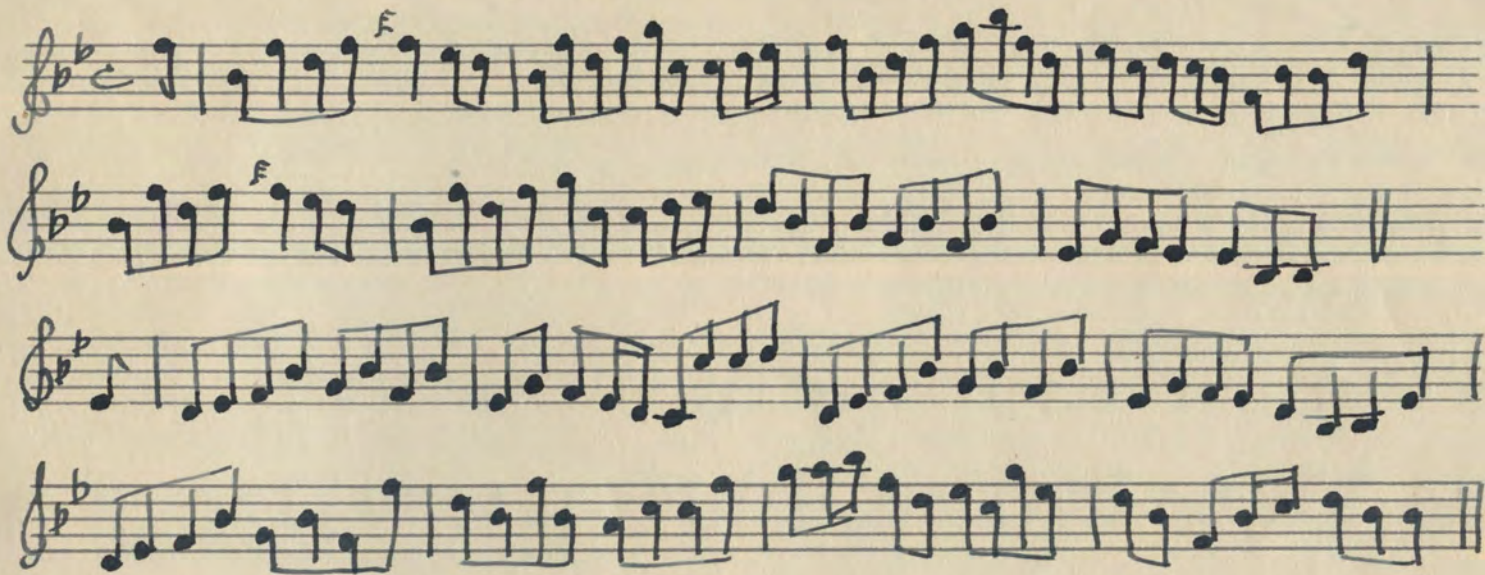
---

PRICE 1/6 NET.

---

**A. WEEKES & CO., Ltd., 13 & 14, Hanover Street, London, W.1**

The Highway to Edinburgh by W. Campbell


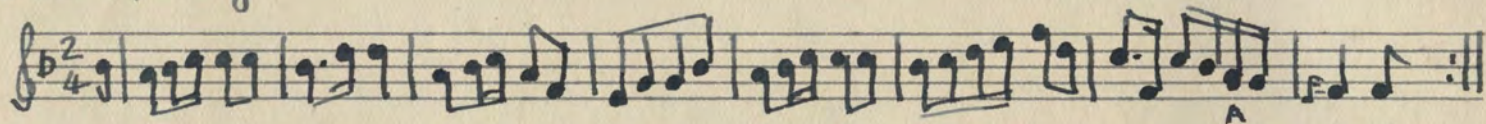
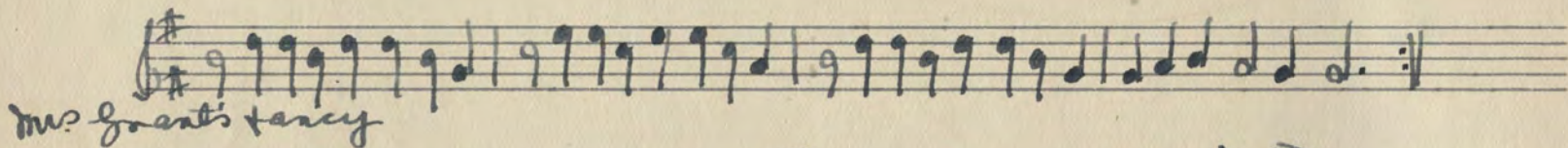
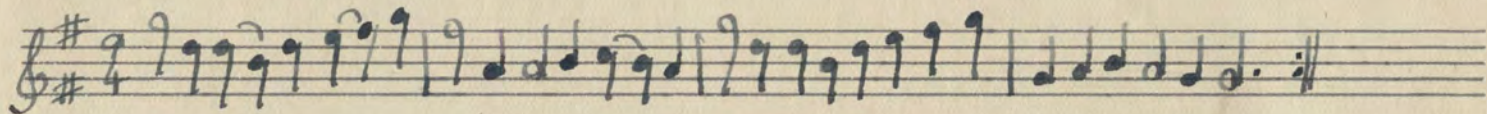


The 1<sup>st</sup> Lady Leads Rounds 2<sup>d</sup> Gent: the 1<sup>st</sup> Gent: follows Back again ::  
Lead down the middle up again turn with Both hands Round ::  
Swing Corners and Lead out Sides foot it with your Partner ::

1799.  
from Book 15<sup>th</sup> of Shottssey Reels, Waltzes and Irish Diggs by W. Campbell

Scotland, Andrew Carr.

○○○○  
DDDD



Cast of two Cu. up again, Lead down the middle, up again,

Set 3 and 3 top and bottom, 3 and 3 sideways, hands six round.  
from Longman and Broderip's 3<sup>d</sup> selection of CDs reels n. C. 1792.

Scotland

Walsh The Complete dancing Master 1718  
(Vol. 6 92413 H. Wighton Collection)

First man takes second man by the right hand, and turn a Turn and a Half, the first and second women do the same at the same time, till they come to the second couple's place; Back to Back with your own, then turn your own, and Back to Back, Sides-men go to without-sides the women, and come between them a quarter figure, turn single, women do the like.

---

Sawney was tall. "Corn rigs are bonnie"  
Honour to the Presence, then to your Wo. Lead up forward and back.

The first cu change places and go back to back, then cross over and meet below 2<sup>d</sup> cu and sett to one another; The first cu go the figure of 8 round the cu above them and sett to one another, then the man turn both hands with the wo next above him once round and his wo do the like with the man next below her. Then the first cu go the figure of 8 round the cu below them, then meet. turn both hands once and a half round;

Buff Coat

○○○○  
) ) ) )

(The complete dancing master)  
Wash

Lead up all, back again - That again, fall back, set every man to his own Wo.

---

The first cu cast off into the second cu place, back again - Cross over with your own Wo into the 2<sup>d</sup> place, and give one clap with your hands, and turn your own Wo round - Do this to the last.

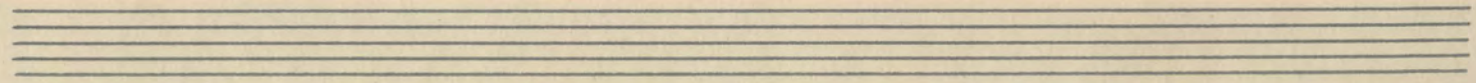



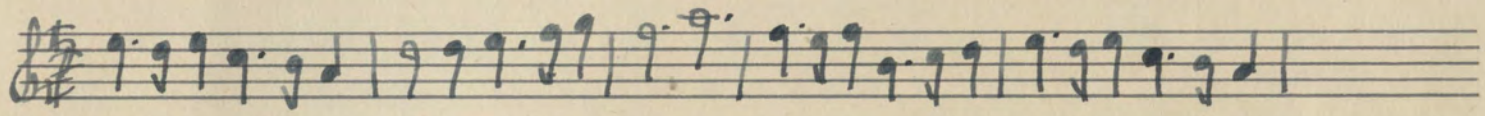

---

The first man cast off, his Wo following him; then he takes the other Wo by the left hand and leads her between his Wo and the other man, going round them into the same place; then he takes his own Wo. and leads her up the middle, and both cast off into the 2<sup>d</sup> cu place, and turn her about - Do this to the last

---

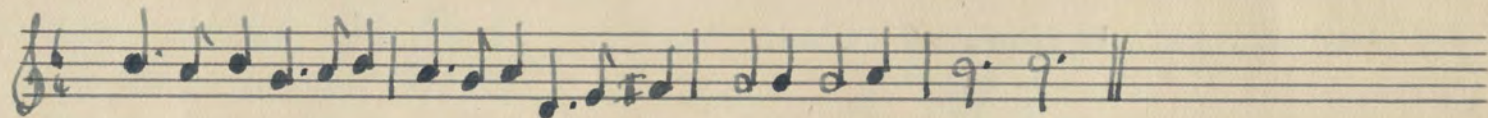
The first man puts his Wo. back into the 2<sup>d</sup> place, and back again:

Buff coat. Scots Air "The Duke's dang o'er my Daddie."

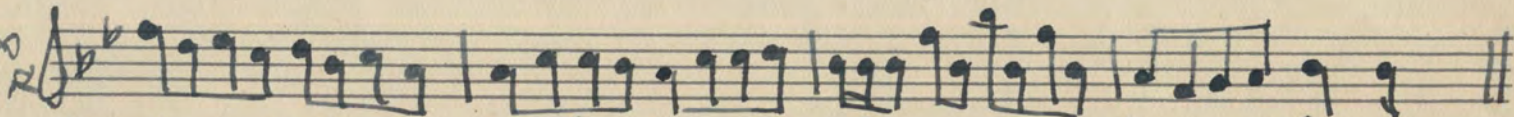
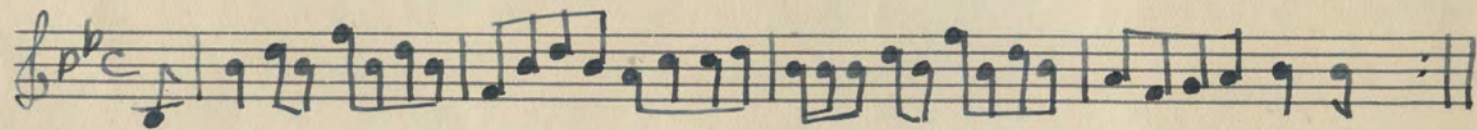


Hemp dresser

The devils arwa in' the excise men.



Lady Charlotte Campbell's reel



Hands 4 full round + back again lead down the middle up again +  
cast #1 Cu sett cross Partners + lead outsides.

Campbell's  
collection  
1794



Hemp dresser.

○○○○  
D D D D.

Complete dancing  
Walsh Master

Lead up all a D.  
forward and back:  
That again :

First man change places with the 2<sup>d</sup> Wo: Then  
with the 3<sup>d</sup> man: Then with the 4<sup>th</sup> Wo: Then  
with the 5<sup>th</sup> man: Then with the 6<sup>th</sup> and so to  
the last.

Sides all: Lead up  
as before.

as before, the Wo doing it :: All do this  
changing as before :

Sides all: That again:

First cu cross over, fall into the 2<sup>d</sup> place ::  
Cross again, fall into the third place: Cross  
again fall into the 4<sup>th</sup> place: and so to the end  
every cu doing the like.

Arms all: That again:

Turn your own Wo changing places:  
Turn each the second: Turn each the 3<sup>d</sup>:  
Turn each the 4<sup>th</sup> and so to the last, the rest  
following.

Cold and Raw

0000  
)))

Complete dancing  
Walsh Master 1718

The 1<sup>st</sup> Cu go back & back with their partners, and the 2<sup>d</sup> Cu do the same at the same time

---

The 1<sup>st</sup> man take hands with his partner and turn her round, the 2<sup>d</sup> Cu doing the same at the same time.

---

The two Ws stand still while the 1<sup>st</sup> man goes round about the 2<sup>d</sup> Wo. into the 2<sup>d</sup> man's place, and the 2<sup>d</sup> man goes round about the 1<sup>st</sup> Wo. into the 1<sup>st</sup> man's place, then all clap hands, then all four take hands quite and go quite round, the Ws. doing the likes.

Cold and Raw.

(Up in the morning early.)

Handwritten musical notation for 'Cold and Raw'. It consists of two staves of music in 2/4 time, featuring a key signature of one flat (Bb). The melody is written on a treble clef staff, and the accompaniment is on a bass clef staff. The music is characterized by simple, rhythmic patterns.

Lady Charlotte Hamilton's Reel.

Handwritten musical notation for 'Lady Charlotte Hamilton's Reel'. It consists of three staves of music in 2/4 time, featuring a key signature of one sharp (F#). The melody is written on a treble clef staff, and the accompaniment is on a bass clef staff. The music is characterized by a more complex, rhythmic pattern with many beamed notes.

Cast off 2 Cu: up again Lead down the middle up again  
 Cast off turn corners and Lead out Sides ::

Book 15  
 1799 - W. Campbell

It was within a furlong of Edinburgh Town.


Complete dancing  
music

Purcell  
(1658-1695)

The musical score is written on four staves. The first staff begins with a treble clef, a key signature of one sharp (F#), and a 4/4 time signature. The melody consists of eighth and sixteenth notes, with some rests. The second staff continues the melody, featuring a repeat sign at the end. The third and fourth staves complete the piece with similar rhythmic patterns and note values. The paper shows signs of age, including some staining and discoloration.

Two sets of empty musical staves, each consisting of five horizontal lines, are located at the bottom of the page. They are currently blank and appear to be part of the original manuscript's layout.

It was within a Furlong of Edinburgh Town.



X The first man go between the two Ws. and lead them to the Wall, then give a Nod to the right hand, and then to the left, and fall back, then hold hands and turn round the man into his place and the Ws, into theirs; then the 1<sup>st</sup> Ws do the same to the two men: The 1<sup>st</sup> man lead his Ws down the middle, then cast up <sup>2 steps</sup> and give a peep, then cast off back again, then cross <sup>behind</sup> thro' the 2<sup>d</sup> Cu and <sup>face</sup> meet your partner <sup>at right angles</sup> improper; the 2<sup>d</sup> Cu lead down then cast up and give a peep and then cast off back again; then all hands half round, and then turn their partners (half) round.

both

O men. D women.

X Improper is when the men are on the Women's side, or the Women on the Men's side.


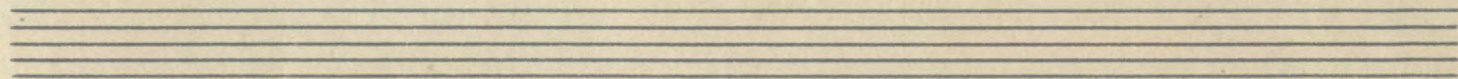




Over the hills & faraway.

Complete dancing master  
Vol II 1719  
(No. G92.414 H)  
Wighton.

The first man & his partner cross over the 2<sup>d</sup> cu  
and turn: Then cross over the 3<sup>d</sup> cu and turn: Then  
lead up to the top, cast off, and then right hand end  
left quite round: then lead through the 3<sup>d</sup> cu.  
and lead <sup>each</sup> up and turn your partner.

X

Over the hills and far away.



Dumbarton Drums (Old Scotch) a companion to the

Handwritten musical notation for Dumbarton Drums, consisting of four staves of music. The notation is written in a single system with four staves. The first staff begins with a treble clef, a common time signature (C), and a key signature of one flat (Bb). The music consists of rhythmic patterns of eighth and sixteenth notes, with some notes beamed together. The second and third staves continue the melody with similar rhythmic patterns. The fourth staff concludes the piece with a double bar line and repeat dots.

Pencil alterations as  
in Mac Gibbon's. circa 1780

Tune played straight through

A circled musical staff showing a specific rhythmic pattern. The staff contains a sequence of rhythmic figures, primarily eighth and sixteenth notes, enclosed in a hand-drawn oval. This section appears to be a variation or a specific playing style of the main tune.

Jenny's Hawbee (see over)

Handwritten musical notation for Jenny's Hawbee. The staff begins with a treble clef and a common time signature (C). The music features a series of rhythmic patterns, including eighth and sixteenth notes, with some notes beamed together. The piece concludes with a double bar line and repeat dots.



ballroom. 1816. by Thos Wilson. (G 72251 H. Wighton coll. Dundee)

Single figure. Hey on your own side - lead down the middle & up again, & set to top cu:-

or thus Set & change sides with 2<sup>d</sup> cu: set and back again - lead down the middle up again & right & left with the top cu:-

Double figure (Each strain repeated)

X The 3 ladies lead round the 3 gent: - The 3 gent lead round the three ladies - lead down the middle ~~allemand~~ up again & allemand: & set 3 across & set 3 in your places -

Jenny's hawhee (Old Scotch) companion to the

Single figure Each strain (repeated)

Set & half right & left with 2<sup>d</sup> cu: set & back  
again :: lead down the middle & up again &  
or thus. allemand ::

Hands & quite round & back again :: lead  
down the middle up again & set to top cu ::

Double figure (Tune played twice through  
with repeats)

Set & change sides with 2<sup>d</sup> cu: set & back  
again :: promenad 3 cu :: whole pousette ::  
& whole figure contrary corners ::

ballroom 1816

## The Perthshire Hunt

Cast off 2 Cu:  
up again to the Top  
cross over two Cu:  
lead up and cast off  
Sett corners and  
lead outsides.

from Campbell's fourth collection  
c 1789.

Campbell's book of new & favourite  
Country dances - Strathspey reels

The Duchess of York's reel.

The 1<sup>st</sup> and 2<sup>d</sup> cu sett and hands across  
back again lead down the middle up  
again and Poussett with the 2<sup>d</sup> cu.

Cross over 1 cu + Allemande with your partner

Cast up 1 cu + Allemande

Lead down the middle up again, right + left.

Preston new ed JN year 1797

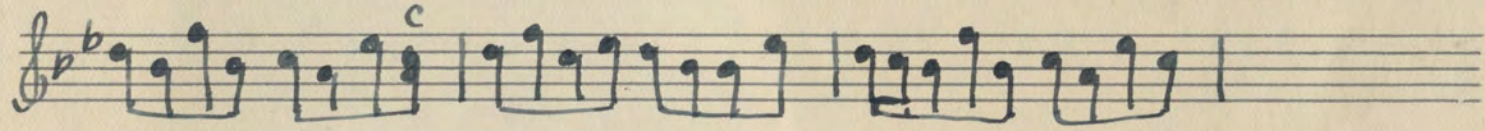
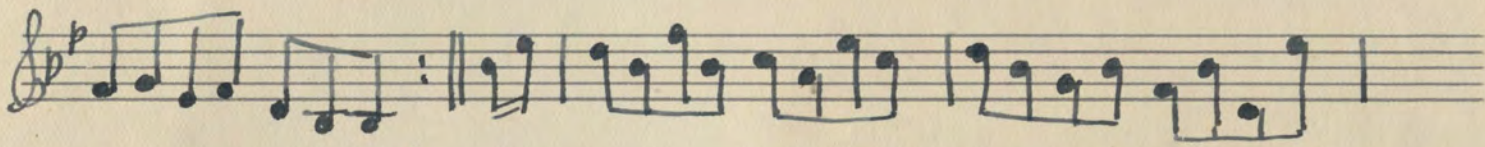
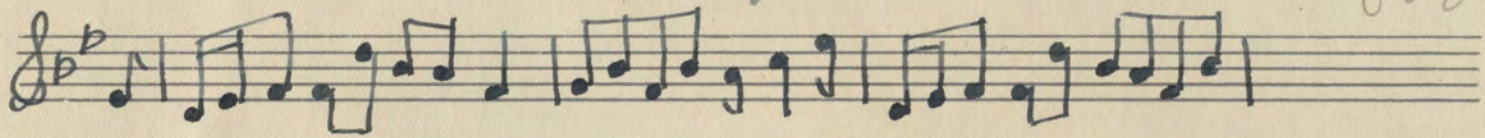
No 92522 Wighton collection

Wighton Collection No. 92520 H  
Dundee Museum.

els

# The Duchess of York's reel.


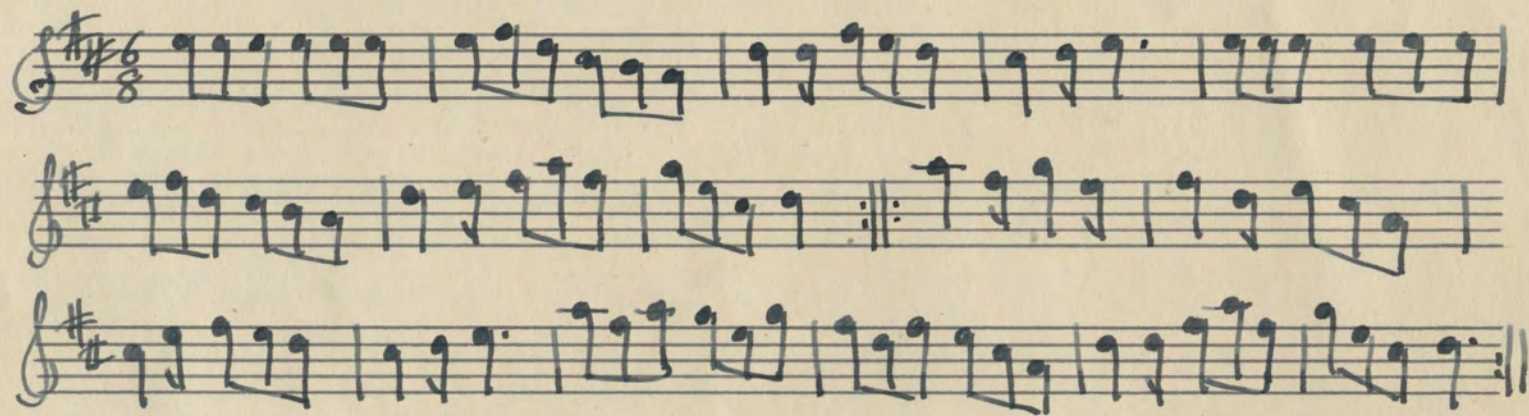
by J. Gow



## The Perthshire Hunt (see over)



The Priest in his Boots.



The Priest and his Books - Castle Menzies mss.

from Campbell's book of new & favourite  
Country dances & Strathspey reels.

The Priest in his Boots.

Set and hands across back again  
Lead down the middle up again ∴  
Right and left at top ∴

Wighton collection No 92520 H.  
Dundee Museum

from Campbell's 3<sup>d</sup> Book of new & favourite  
Country dances & Strathspey reels  
(circa 1800).

The Highland Plaid or Tartan Plaidie

Change sides and back again  
hands across and back again  
lead down the middle up again  
cast off and Allemande.

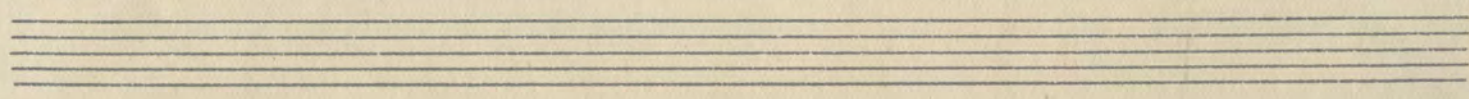


The Highland Plaid, or Tartan Plaidie

Handwritten musical notation for 'The Highland Plaid, or Tartan Plaidie'. The piece is written on a single staff in treble clef. It begins with a treble clef and a common time signature 'C'. The melody consists of five measures, each containing a pair of eighth notes. The notes are: G4, A4; G4, A4; G4, A4; G4, A4; G4, A4. Below the staff, the letters 'C', 'C', 'C', and 'F' are written under the first four measures, likely indicating fingerings or chords.

Lady London. From Allan's collection

Handwritten musical notation for 'Lady London'. The piece is written on three staves in treble clef. The first staff contains the first six measures of the melody, ending with a double bar line. The second staff contains the next six measures, also ending with a double bar line. The third staff contains the final two measures, ending with a double bar line. The melody is a continuous sequence of eighth notes, with some beamed eighth notes and a final flourish in the last measure.



# Captain Macdonald's Fancy

Handwritten musical score for "Captain Macdonald's Fancy" in 2/4 time. The score is written on three systems, each with a treble and bass staff. The key signature has one flat (B-flat), and the time signature is 2/4. The music consists of a continuous melody in the treble staff and a supporting bass line in the bass staff. Measure numbers 1 through 16 are written below the bass staff.

Measure numbers: 1, 2, 3, 4, 5, 6, 7, 8, 9, 10, 11, 12, 13, 14, 15, 16.

Capt.<sup>n</sup> Mc Donald's Fancy.

The 1<sup>st</sup> Cu: Lead down the middle, up again;

the 2<sup>d</sup> Cu: do the same;

hands 4 half round, and back again;

Swing Corners and turn your Partner.

From Longman and Broderip's 3<sup>d</sup> selection  
of Country Dances, Reels &c.

C 1792.

Lent by Lady D. Phipps Brise.

Tulloch Gorum

The 1<sup>st</sup> 2<sup>nd</sup> and 3<sup>rd</sup> Cu: reel contrary sides  
and on your own sides  
lead down the middle  
Up again to the top  
allmand.

From Campbell's 11<sup>th</sup> book  
1796

# Tulloch Gorum

This handwritten musical score for "Tulloch Gorum" is written in C major and 2/4 time. It consists of a piano accompaniment and a treble staff with a melodic line. The piano part is written in bass clef and features a steady eighth-note accompaniment. The treble staff is in treble clef and contains a melodic line with various ornaments, including grace notes and slurs. The score is divided into two systems, each with a grand staff (treble and bass clefs). The first system includes first and second endings, indicated by "1<sup>st</sup>" and "2<sup>nd</sup>" markings. The second system also includes first and second endings, marked "1<sup>st</sup>" and "2<sup>nd</sup>". The piece concludes with a double bar line.

# The Fife Hunt

Handwritten musical score for "The Fife Hunt". The score is written on three systems, each consisting of a treble and bass staff joined by a brace. The music is in 4/4 time, indicated by the 'C' time signature. The key signature has one sharp (F#), and the piece concludes with a double bar line. The notation includes various note values (quarter, eighth, and sixteenth notes), rests, and dynamic markings such as accents (v) and a hairpin (n). The melody in the treble clef is characterized by rhythmic patterns and grace notes, while the bass clef provides a steady accompaniment.

## The Fife Hunt

Cast off two Cu: up again

Lead down the middle up again  
and Cast off

Turn Corners and  
Lead Outsides

from Campbell's Fourth collection of  
Country dances & Cotillions. c. 1789

Hamilton House.

The 1<sup>st</sup> Lady set to the 2<sup>d</sup> Gent and turn the 3<sup>d</sup>

The 1<sup>st</sup> Gent do the same

set 3 and 3 Top and bottom turn your partner

set 3 & 3 sides and turn


Hands 6 round and back again

from Campbells 4<sup>th</sup> collection  
c1789.



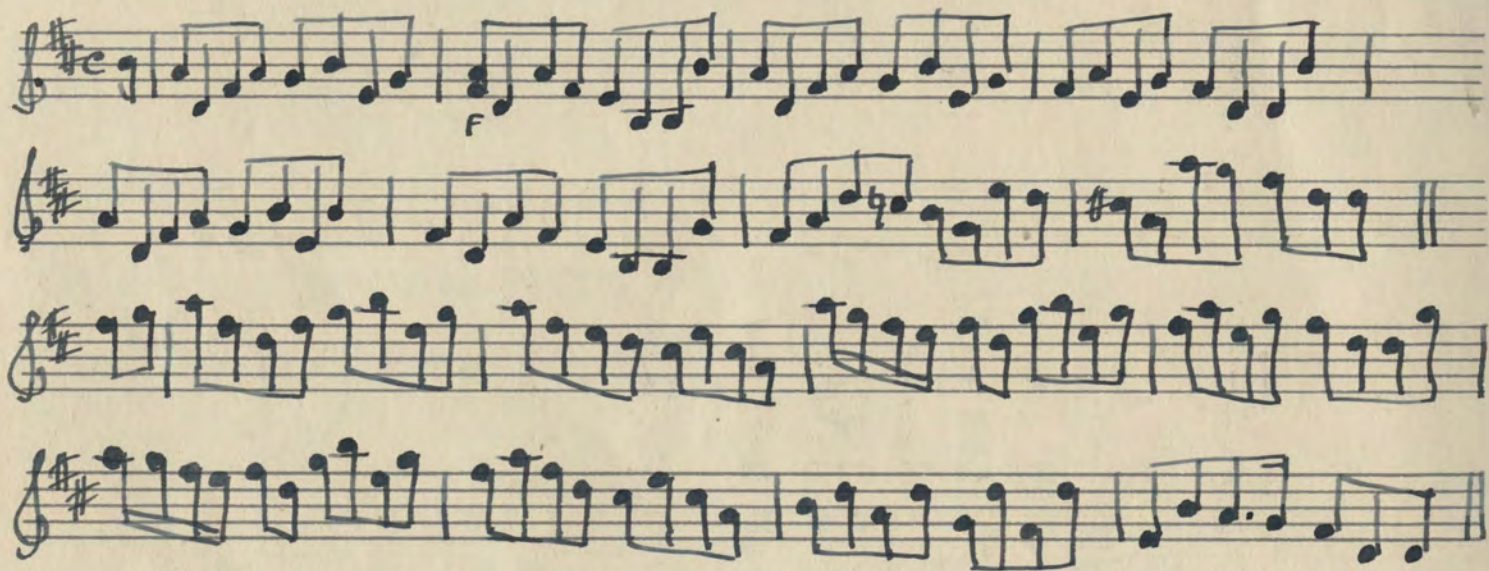
# Hamilton House

Handwritten musical score for "Hamilton House". The score is written on five staves in G major (one sharp) and 6/8 time. The first staff begins with a treble clef, a key signature of one sharp (F#), and a time signature of 6/8. The music consists of a single melodic line with various rhythmic values including eighth and sixteenth notes, and rests. The score includes repeat signs and first/second endings. The first ending is marked with "1<sup>st</sup>" and the second ending with "2<sup>nd</sup>". The piece concludes with a double bar line.



Mid Lothian

W. Campbell's 10<sup>th</sup> book  
1795



Cast off 2 Cu. up again :: Lead down the middle up again  
Ponsette quite round with the 2<sup>d</sup> Cu. swing corners

hands four half round Right and Left ::

# SIGHT-READING BOOKS

## PIANO.

### HARRISON, FRANK MOTT

				Net
GRADUATED SIGHT-READING TESTS: No Fing.				
Book I. Containing 27 Tests	...	...	...	1/6
„ II. „ 22 „	...	...	...	1/6

### HILLIARD, GEORGE

SIGHT-READING EXERCISES.			Cont. Fing.
Primary (in treble clef only). Containing 90 Tests			2/-
Book I. Elementary	...	78	2/-
„ II. More advanced	...	35	2/-
„ III. „	...	26	2/-
„ IV. „	...	21	2/-

### MANSFIELD, PURCELL J.

FINGERING TESTS	...	...	...	No Fing. 2/-
-----------------	-----	-----	-----	--------------

Specially selected for the use of candidates for the Diploma of Licentiate of the Royal Academy of Music. The work is divided into three parts, viz., (1) Fingering Tests for the Right Hand; (2) for the Left Hand; (3) for Both Hands together.

### RAYMOND, CHARLES

SIGHT-READING EXERCISES			Cont. Fing.
(Each with a descriptive title.)			
Book I. Containing 40 Tests	...	...	2/-
„ II. „ 38 „	...	...	2/-
„ III. „ 37 „	...	...	2/-
„ IV. „ 21 „	...	...	2/-

## SCOTT, HUMPHREY

Net

### THE BEGINNER'S BOOKS.

Book I. (Primary)	...	...	Cont. Fing. 1/6
20 Preliminary 4-bar phrases.			
33 Eight-bar phrases in Duple, Triple and Common Times.			
23 Tests with descriptive titles to each.			
Book II. (Elementary)	...	...	Cont. Fing. 1/6
34 Tests with descriptive titles to each.			

### SOMERVELL, ARTHUR

#### TWENTY-FOUR SIGHT-READING TESTS

Cont. Fing. 2/-

## VOCAL.

### LYON, DR. JAMES

#### EXERCISES IN THREE PARTS.

For Schools and Choirs, both notations ... each 2/-

### RAYMOND, CHARLES

#### EXERCISES IN THREE PARTS.

For S.S.A., S.A.B., or T.T.B. ... „ 2/-

### RENDALL, E. D.

#### EXERCISES.

For teaching Staff-Reading in Singing Classes „ 1/6

A. WEEKES & CO., Ltd., 13 & 14, Hanover Street, London, W.1

# "Musical Booklets."

EDITED BY  
**H. J. TAYLOR, F.R.C.O.**

Organist to the Corporation of Dover.  
(Local Sec. Trinity College, London, etc.)

- |                                |  |  |
|--------------------------------|--|--|
| No. 1. THE ORCHESTRA.          | No. 13. LIFE OF MENDELSSOHN.                             | No. 23. VOCAL AND SIGHT-READING EXERCISES.       |
| 2. LIFE OF HAYDN.              | 14. LIFE OF SCHUMANN.                                    | 24. LIFE OF CHOPIN.                              |
| 3. MUSICAL FORMS.              | 15. COUNTERPOINT.  | 25. LIFE OF BACH.                                |
| 4. ORNAMENTS IN MUSIC.         | 16. LIFE OF SCHUBERT.                                    | 26. LIFE OF HANDEL.                              |
| 5. MUSICAL TERMS.              | 17. ELEMENTARY ACOUSTICS.                                | 27. LIFE OF TSCHAIKOWSKY.                        |
| 6. SCALE & ARPEGGIO PRACTICE.  | 18. LIFE OF WAGNER.                                      | 28. LIFE OF GRIEG.                               |
| 7. LIFE OF MOZART.             | 19. CHOIR BOYS' MANUAL.<br>(See also No. 22)             | 29. STANDARD ROUNDS & CATCHES.                   |
| 8. MILITARY BAND.              | 20. MODULATION.  | 30. ELIZABETHAN COMPOSERS.                       |
| 9. CHORDS & THEIR RESOLUTIONS. | 21. LIFE OF BRAHMS.                                      | 31. PURCELL AND HIS CONTEMPORARIES.              |
| 10. ELEMENTS OF MUSIC.         | 22. VOCAL EXERCISES FOR CHOIR BOYS.<br>(See also No. 19) | 32. BRITISH COMPOSERS OF THE EIGHTEENTH CENTURY. |
| 11. LIFE OF BEETHOVEN.         |  |  |
| 12. FUGUE.                     |  |  |

Price Fourpence each.

## Miniature Music Manuals

"A most useful series for Music Students; carefully edited and well printed."

EDITED BY  
**H. J. TAYLOR, F.R.C.O.**

- No. 1. Scales and Arpeggios for Advanced Players.  
" 2. Technical Exercises for Pianists.  
" 3. Rhythmic Melodies for Harmonization.  
" 4. The Great Composers (10) with Portraits and Short Biographical Sketches.  
" 5. How to Succeed in Musical Competitions.  
" 6. How to Pass Musical Examinations.

Price Ninepence each.

*New Edition (1917), revised, enlarged and brought up to date.*

## Historical Facts relating to Music

867 QUESTIONS AND ANSWERS

on Musical Composers and their Works,  
Musical Instruments, and Form.

Compiled, and arranged in Periods, for the use of Students preparing  
for the Trinity College and other local Examinations,

BY  
**H. J. TAYLOR, F.R.C.O.**

Price Two Shillings and Sixpence net.