

Dances collected locally. YS/19



THE EDUCATIONAL
Music Manuscript
BOOK
(INTERLEAVED)

London
JOSEPH WILLIAMS, Ltd.
32 Gt. Portland Street
W.1

J.W. 15,977

9

- 1 Loch Erich side.
- 2 La Russe
- 3 Peggy's Looe
- 4 Jessie's hornpipe
- 5 Galloway Lassies.
- 6 Caledonia
- 7 Dargason
- 8 My love is but a Lassie yet
- 9 Pop goes the weasel
- 10
- 11
- 12
- 13
- 14

Peggy's Love

Angus Aberdeen -

Mrs. Esson - Edinburgh -

La Russe - Aberdeen -

Pousette - Mr. Duthie

over beginning on R. foot -

circ, circle - Triumph - left foot

Tune Three Sheep skins

Walsh 1731

Dundee Reel

La Russe.

Handwritten musical notation for the first system of 'La Russe'. It consists of two staves: a treble clef staff and a bass clef staff. The key signature is one sharp (F#) and the time signature is 2/4. The music features a rhythmic melody in the treble and a supporting bass line in the bass.

Handwritten musical notation for the second system of 'La Russe'. It consists of two staves: a treble clef staff and a bass clef staff. The key signature is one sharp (F#). The music continues with a rhythmic melody in the treble and a supporting bass line in the bass.

Handwritten musical notation for the third system of 'La Russe'. It consists of two staves: a treble clef staff and a bass clef staff. The key signature is one sharp (F#). The music continues with a rhythmic melody in the treble and a supporting bass line in the bass.

Handwritten musical notation for the fourth system of 'La Russe'. It consists of two staves: a treble clef staff and a bass clef staff. The key signature is one sharp (F#). The music continues with a rhythmic melody in the treble and a supporting bass line in the bass. There are first and second endings marked in the treble staff.

Handwritten musical notation for the fifth system of 'La Russe'. It consists of two staves: a treble clef staff and a bass clef staff. The key signature is one sharp (F#). The music continues with a rhythmic melody in the treble and a supporting bass line in the bass.

Handwritten musical notation for the sixth system of 'La Russe'. It consists of two staves: a treble clef staff and a bass clef staff. The key signature is one sharp (F#). The music continues with a rhythmic melody in the treble and a supporting bass line in the bass. The system ends with a double bar line and the initials 'D.C.' written above it.

Loch Erroch Side a Strathpey

1. by Neil Gow and his 2nd wife.
Neil Gow's collection 1788 (MIP 7.)

Handwritten musical score for 'Loch Erroch Side' in C major, 4/4 time. The score consists of three systems of two staves each (treble and bass clef). The first system contains measures 1 through 7. The second system contains measures 8 through 14. The third system contains measures 15 through 16, with a bracket above the first two measures labeled '1st time' and the next two measures labeled '2nd time'. Measure numbers 1, 5, 2, 6, 3, 7, 4, 8, 9, 13, 10, 14, 11, 12, 15, and 16 are written below the corresponding notes.

danced to above tune
 Marquis of Huntly's Highland Strips
 The Lass o' Gowrie

Handwritten musical notation for 'The Lass o' Gowrie' in G major, 4/4 time. The notation is on a single treble clef staff and consists of 12 measures.

in Bland & Weller's collection. Vol 6.

4 as above bars 1. 2. 3. 4 an octave higher.

4 as above 9 10 11 12

Handwritten musical notation for measures 13, 14, and 15 of 'The Lass o' Gowrie' in G major, 4/4 time. The notation is on a single treble clef staff.

from Lowe's collection 16

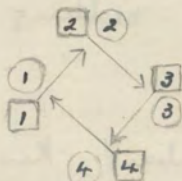
Loch Erich side.

Bland + Weller. vol VI

Collected locally by Mr. J. C. Jamieson
Langshaw, Galashiels.

La Russe.

Described in
 Allan's ballroom guide - p 38
 also globe guide
 * art of dancing - p 26.
 COWDRAY CLUB,
 FERRYHILL,
 ABERDEEN.
 "La Russe."



- The couples stand as for an Lightsome Reel.
- 8 Bars. Women pass partners and set twice to the man on their left. (advancing to meet him on the setting step) and turn him. (ie 1st Woman and 2nd Man, 2nd Woman and 3rd Man)
- 8 Bars. All set twice to partners finishing in original places.
- 8 Bars. 1st couple lead round inside set.
- 8 Bars. 1st couple poussette round inside sets.
- 8 Bars. 1st and 3rd couples cross. 1st couple leading through and turning away to cross back. 3rd couple leading through on return crossing
- 8 Bars. Repeat crossing.
- 8 Bars. All hands round by left sixteen steps.
- 8 Bars. Women, holding partners left hands, give right hands across and dance round eight steps, finishing in front of man on

Leggys Love

Bars

- 1-4 1st couple cast off into 3rd couples place, while 3rd couple set once and lead up to top
- 5-8 3rd couple cast off into own place while 1st couple set once and lead up to the top.
- 9-12 1st couple cross over one couple ~~cast off round 1. place w/s di~~ and half figure round 3rd couple
- 13-16 Set contrary corners ^{as in Perth} middle.
- 17-20 Led through bottom, woman crossing in front cast up one
- 21-24 Half Foussette up the middle
- 25-32 1st and 2nd couples Allemande.

9-12. 1st couple cross over in front of 2nd.
 Cast off behind 3 w/s side to contrary corners.

Sent by Mr. Halley
 Elgin.

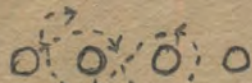
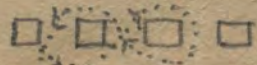


Fig 1:—

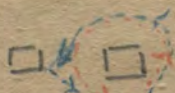





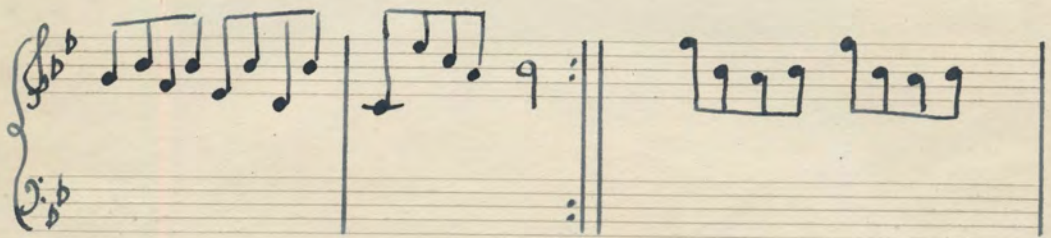
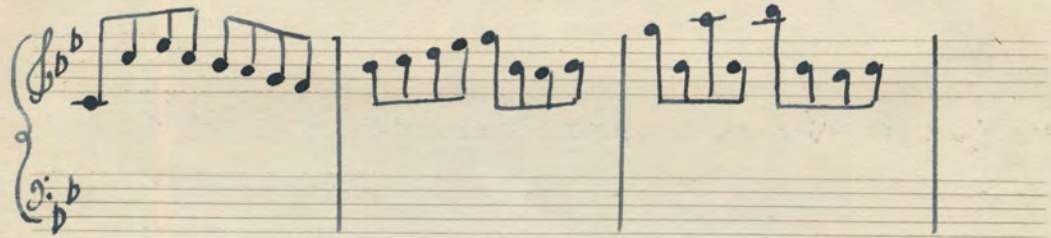
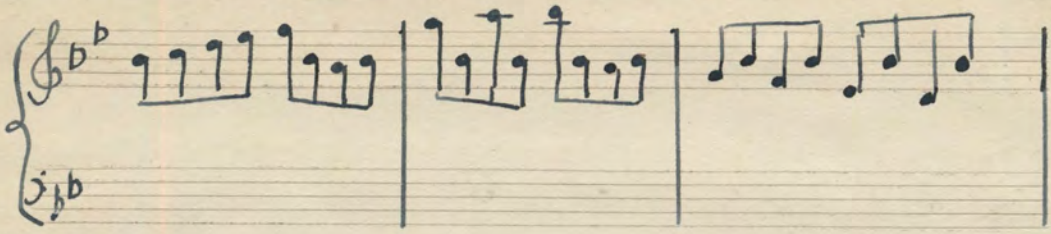
Fig 3:—

Bars:—

- 1-8? 1st Man & Woman make figure of Eight round
2nd & 3rd couples on their own side of the
dance, (as in Fig 3:.) :- 2nd & 3rd couples
Standing
- 9-12 1st couple down the centre:—
- 13-16 & zip again:—
- 17-18 2nd Couple make an arch under which 1st
couple pass; while 1st couple do this 2nd
slip up to original position of 1st couple
who fall into 2nd place:—
- 19-20 1st couple join hands making arch under
which 2nd Couple pass as above:—
- 21-22 2nd Couple make arch & repeat:—
- 23-24 1st Couple make arch & repeat:—
- 25-32 1st & 2nd Couples poussette, 1st couple
progressing one place down the dance:—

Finish: When progressing couple has only
one couple below them;— The Figure of
Eight is made across the dance. Fig 4.

Jenkin's hornpipe.



Setting for violin from Book of old airs used by
Mr. J. Reid, Newtyle.

"Galloway Lassies" Country Dance.

All form two lines. ladies on the right
Gentlemen on the left

Top lady and second gentleman
heel and toe (polka step) across to
each others place. second lady
and top gentleman the same.

Top lady and second gentleman
retire back to places

second lady and top gentleman the same

Two Couples polka step down the middle
and back again. Two first Couples polka walk

First Couple repeat with the third Couple

then with fourth and so on to the end
of dance

from Auchincarrig Kirkeudbright

Caledonia.

Rather like "Queen's welcome"
3 c 2 s

Caledonia.'Caledonian'

(In line - men facing partners.)

(Inversary)

First couple down the middle
+ up again.

(2nd man crosses to his partner's place who
moves up one.)

1st & 2nd couple Right & Left.

+ back again.

1st & 2nd men taking partners hands take
two Highland Schottisch steps across dance
to other side - 1st couple below 2nd couple

+ back again. 1st couple above 2nd couple

1st & 2nd couples poussette.

From Miss Bennett, Struan
Dum.

'Caledonian'

(Inveraray)

1st couple down the
middle

→ up again.

1st & 2^d couples right
and left

1st & 2^d couple Schottische
as in 'Haughs of Cromdale.'

Dargason

①

3 2 1 ① ② ③

2 R hop L hop L R
chasse round left of partner

②

one step R L
turn - arm in arm in line

③

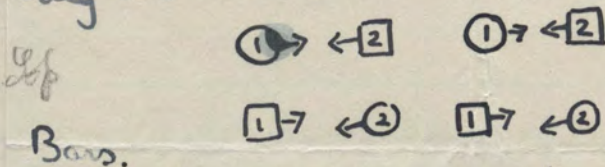
2 hops R
2 hops L
chain to end.

Lanarkshire
(Miss Lander
Auchtyfardle
Lesmahagow)

My Love is but a Lassie yet.

My Love is But a Lassie Yet.
 (Tune My Love is but a Lassie Yet)
 Longways dance. Reel. (Duple minor set)

First couples change places before the beginning of the Dance & change back on reaching the end of Set.



Bars.

- 1-2 - First man and 2nd woman set
 3-4 - and change places passing by the right.
 While the 1st woman & 2nd man do the same
 5-8 Partners set & change places passing by the right.
 9-12 Garters set & change places again.
 13-16. Partners set & change again.
 (All are now in their original places)
 17 to 24 Four hands round & back to places.
 24-32 Pousset.

from Miss Briggs, Dalhettie House, Dunkeld.

POP GOES THE WEASEL.

Music.

Movements.

Bars.

- 1-8 First couple down the middle and up again.
- 9-16 First couple cast off and up again.
- 17-24 First couple and second woman three hands round and back- at end of which the second woman passes under arms of first couple to her place, all singing "Pop Goes the Weasel".
- 25-32 First couple and second man three hands round and back, at end of which first man passes under arms.

Repeat from one place down.

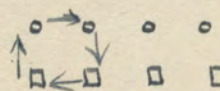
"God save the King" and "Nancy Dawson"

Country Dance

"God save the King" and "Nancy Dawson"

Stand as for any Country dance.

1st and 2nd Couples walk round slowly in

form of square to places. 
 (to first three lines of God save the King)
 Going to each other at end of each line

then as music changes to "The Wind that Shakes the

Barley" they give right hands across and round

then left hands across & round. Top Couple then

go down the middle and up again and

Cast a couple, then both Couples fonnette

top Couple finishing in 2nd Couple place and


beginning the slow walk round with 3rd Couple

from Miss Paterson, Fox Cottage, Auchincarrin

Petronella.

Caputh Perthshire 11

9.14. slip to reel time. start off. turn on 2nd half of step.



down middle join nearest hands. start outside feet. walk down. 8. join both hands. fall slip up⁸. polka steps for pissette hand. joined crossed or as usual:

Love among the Roses

1st couple swing
 First couple down for four
 and up for four
 First couple swing
 Rights and lefts with 2^d couple
 Ladies chain with 2^d couple
 (across & back)
 Promenade with 2^d couple
 (4 steps down & 4 up again)
 Poussette
 and change

Collected by Miss Alison (Perth)
 from Abernethy W.R.I. (1932)

INSTRUMENTS FOR TOY BANDS.

	NET CASH
	s. d.
Drums.—6½-in. Gold Coloured Tin Shell (Parchment Heads), with Braces	2 0
" 7½-in. Gold Coloured Tin Shell (Vellum Heads), with Tension Screws	3 6
" 9½-in. Wooden Shell (Single Parchment Head) with Tension Screw	4 0
(These prices include Drum Sticks.)	
Tambourines.—8-in. Wood, Varnished (Vellum Head), 6 Pairs Jingles	3 0
Cymbals.—5½-in. Spun Brass	per pair 3 0
" 6-in. Best Spun Brass, Highly Polished	4 0
Triangles.—4-in. Best Steel, with Beater	1 4
Spring Clappers	per pair 0 6
Castagnettes.—Black Wood	per set 2 0

Cuckoos, Quails, Nightingales, etc., to order.

Further particulars on application.

MUSIC FOR SCHOOL ORCHESTRAS.

Ekless, E.—A Song of Spring. For voice (or voices) and piano, with accompaniments for toy instruments. Score, 1s. 6d. Violin, 6d. Tambourine and Drum, 6d. Bells and Birds, 6d. Cuckoo, Quail and Triangle, 6d.

Mott, G. E.—Danse Rustique. (For piano, harmonium or American organ, strings and toy instruments.) Score or Piano, 1s. 6d. Harmonium, 4d. Cuckoo, 3d. Trumpets, 3d. String parts, 3d. each. Nightingale, 3d. Bells and Triangle, 3d. Drums and Tambourines, 3d.

SCHOOL MUSIC REQUISITES.

Music Portfolios.—Of attractive appearance. (Folio Music Size) without flaps, 2/-, with	2 9
Manuscript Books.—(Royal 4to size). 12 stave, good quality	each 1 0
" " (Oblong). 6 stave	" 0 6
Educational Music Manuscript Book.—(Interleaved)	" 1 0
Daily Practice Book and Register	" 0 9
The Violinist's Daily Practice Book and Register.—(With Introduction by J. HULLAH BROWN)	" 0 9
Children's Music Copy Book.—(By A. VERNE BREDT)	" 1 0
(Used at the Children's College of Music, London.)	

THE SCHOOL ORCHESTRA: Organisation, Training & Repertoire. By ADAM CARSE.
Ready Shortly.

BEGINNERS' BOOKS.

STEWART MACPHERSON. —Rudiments of Music. (New and Revised Edition.) Pap. cov.	1 6
" " Questions and Exercises upon the Rudiments of Music	" 1 6
TOBIAS MATTHAY. —A Child's First Steps in Piano Playing	" Paper covers 3 0
CHARLES A. TREW. —The Elements of Music (simply explained)	" 1 6
" " Harmony Lessons, adapted for Classes or Tuition by Correspondence	" 1 6
HENRY FARMER. —Catechism of the Rudiments of Music. (New edition.) Paper covers	2 6
J. A. JOHNSTONE. —Beginner's Catechism on the Rudiments of Music	" 2 6
" " The Beginner's Guide to Harmony	" 4 0
" " The Very First Piano Tutor (for Beginners)	" 2 6
F. S. BELLAMY. —My First Book of Music (dedicated to Tobias Matthay)	" 2 0
"SPRINGTIME." —A Collection of Tunes, with Preparatory Exercises, together with Rudiments and Questions on same	" 2 0

MUSIC LAND. By MADELEINE EVANS. In three Books. Price, 3s. net each.

Before using the material in Book I. a preliminary course is necessary. In the preface a brief outline is given, which the teacher should enlarge upon to meet the needs of his or her pupils.

BOOK I.

- | | |
|---|---|
| (1) Outline of Preliminary Course. | |
| (2) Aural Training. | |
| (3) Reading-tests for Piano | } |
| (4) Short Piano Solos. | |
| Compass five notes, largest interval used is a third. | |

BOOK II.

- | | |
|---|---|
| (1) Aural Training. | |
| (2) Reading-tests for Piano | } |
| (3) Short Piano Solos. | |
| Compass five notes, introducing interval of a fourth and fifth, also accidentals. | |

BOOK III.

- | | |
|--|---|
| (1) Aural Training. | |
| (2) Reading-tests for Piano | } |
| (3) Five Piano Solos. | |
| Introducing the interval of a sixth and seventh. | |

London: Joseph Williams, Limited, 32, Great Portland Street, W.1.

JOSEPH WILLIAMS, LIMITED

TEACHERS will find the undermentioned Booklets a very great convenience, and no scheme of music should be drawn up without their help and guidance.

1. Cantatas and Operettas. For Female (or Treble) Voices.

1a. Choral Works. For Male and Mixed Voices.

1b. Songs and Ballads.

1c. Glee and Part-Songs. Male & Mixed Voices.

Including "The Old English Edition."

Thumb-Nail Plots.

2a. Part I.—Operas, Operettas, Cantatas, Sketches, Musical Plays, etc. 120 pp. (Post free) 1s.

2b. Part II (with Addenda).—Plays, Duologues, etc. (without Music). 100 pp. (Post free), 1s.

A descriptive Guide. Containing a complete list of all Operas, Operettas, Sketches, Musical Plays and Plays without Music (including Synopsis, length of performance, compass of vocal numbers, author's fees, etc.)

3. Vocal School Music.

Unison Songs, Action Songs, Carols, etc.

4. Graded Pianoforte Works.

Arranged in grades by an experienced Teacher. Primary, Elementary, Lower, Higher, Intermediate, Advanced.

5. Thematic Extracts of Piano Pieces.

Over 500 Musical Extracts—all grades of difficulty. Complete Booklet. 64 pp. (Post free), 6d.

5a. Thematic Extracts of Violin Pieces

Over 150 Musical Extracts—all grades of difficulty. (Post free), 3d.

6. Part-Songs.

For 2, 3 or 4 Treble Voices, etc., including the ST. CECILIA SERIES, with compass of voices.

7. Tonic Sol-fa Publications.

See Lists Nos. 1, 1A, 1c, 3 and 6.

8. Educational Works on Music.

(Descriptive). 28 pp.

9. Stringed Instruments. Violin, Violoncello, Viola Music, etc.

9a. Orchestral Works.

9b. W. Henley's Modern Violin School

Descriptive Booklet.

10. Organ and Harmonium, including Vocal Church Music.

11. "The Berners Edition" of Vocal and Instrumental Works.

London: Joseph Williams, Limited, 32, Great Portland St., W.1

Telegrams:—Melophone, Wesdo-London.

Telephone:—Museum 1468